

Investment Report

Ft. Bend County


04/01/17 - 04/30/17

1

This report summarizes the investment position of Ft. Bend County for the period 04/01/17 to 04/30/17.

	03/31/17	04/30/17
Book Value	432,895,111.14	410,513,079.11
Market Value	432,670,924.01	410,310,579.27
Par Value	432,890,779.01	410,509,099.27
Change in Market Value		21,335.00
Weighted Average Maturity (in Days)	44	44
Weighted Average Yield-to-Maturity of Portfolio	0.9353%	1.0462%
Yield-to-Maturity of	0.0000%	0.0000%
Accrued Interest		26,900.00


This report is presented in accordance with the Texas Government Code Title 10 Section 2256.023. The below signed hereby certify that, to the best of their knowledge on the date this report was created, Ft. Bend County is in compliance with the provisions of Government Code 2256 and with the stated policies and strategies of Ft. Bend County.



Director of Finance & Investments

8-10-17

Date



County Treasurer

8/10/2017

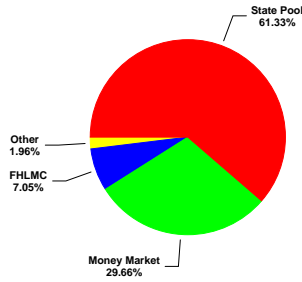
Date

Investment Report

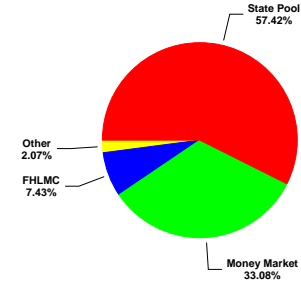
Ft. Bend County

04/01/17 - 04/30/17

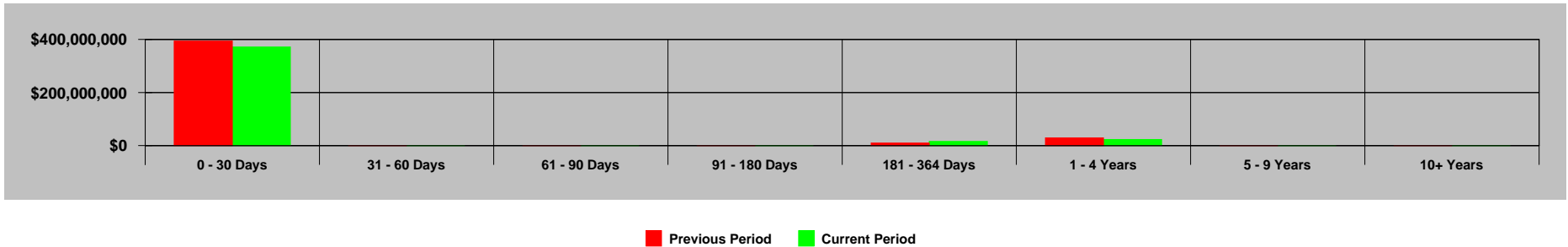
Portfolio Composition - 03/31/17



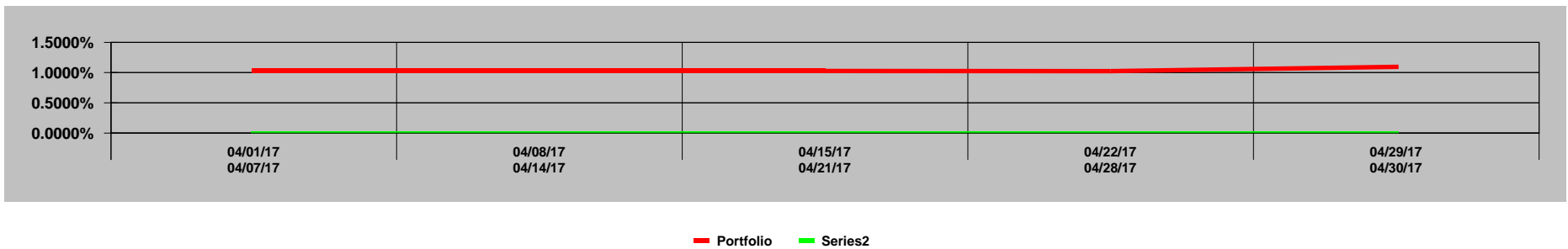
Portfolio Composition - 04/30/17



Maturity Aging - 03/31/17 vs 04/30/17



Portfolio Performance - 04/01/17 to 04/30/17



GASB 31 Compliance
Ft. Bend County
Effective Interest - Actual Life
Receipts in Period
04/01/17 - 04/30/17

CUSIP	Invest Number	Security Description	Purchase Date	Sale Date	Valuation Method	Yield Earned	Price Source 04/01/17	Beginning Unit Price	Par Value On 04/01/17	Reported Value 04/01/17	Purchase Cost	Sales Proceeds	Ending Unit Price	Par Value On 04/30/17	Price Source 04/30/17	Reported Value 04/30/17	Change in Fair Value	Interest	Net Investment Income
3137BARA3	16-0001	FHLMC 0.75 04/09/18	06/29/16	Open	Fair Value	0.9892	FTI	0.996050	6,000,000.00	5,976,300.00	0.00	0.00	0.996250	6,000,000.00	FTI	5,977,500.00	1,200.00	3,750.00	4,950.00
3134G9H42	16-0002	FHLMC 0.70 12/29/17	06/30/16	Open	Fair Value	1.2040	FTI	0.996780	10,000,000.00	9,967,800.00	0.00	0.00	0.997200	10,000,000.00	FTI	9,972,000.00	4,200.00	5,833.33	10,033.33
3134G9G76	16-0003	FHLMC 0.80 06/29/18	06/30/16	Open	Fair Value	1.3520	FTI	0.994080	14,500,000.00	14,414,160.00	0.00	0.00	0.994540	14,500,000.00	FTI	14,420,830.00	6,670.00	9,666.67	16,336.67
3133GJX74	16-0004	FFCB 1.08 07/05/19	07/05/16	Open	Fair Value	2.3880	FTI	0.990810	8,500,000.00	8,421,885.00	0.00	0.00	0.991900	8,500,000.00	FTI	8,431,150.00	9,265.00	7,650.00	16,915.00
Prosperity-Money Market Accts.	AR-0009	Money Market	11/30/03	Open	Fair Value	1.0363	Manual	1.000000	128,399,446.75	128,399,446.75	0.00	-7,397,319.87	1.000000	135,796,766.62	Manual	135,796,766.62	0.00	109,572.19	109,572.19
MB02-MBIA General	AR-0015	State Pool	11/01/08	Open	Fair Value	1.0554	Manual	1.000000	55,419,543.42	55,419,543.42	0.00	19,958,284.84	1.000000	35,461,258.58	Manual	35,461,258.58	0.00	41,715.16	41,715.16
MB03-MBIA Road & Bridge	AR-0016	State Pool	11/01/08	Open	Fair Value	1.0568	Manual	1.000000	16,014,876.51	16,014,876.51	0.00	1,986,725.49	1.000000	14,028,151.02	Manual	14,028,151.02	0.00	13,274.51	13,274.51
MB04-MBIA Drainage	AR-0017	State Pool	11/01/08	Open	Fair Value	1.0571	Manual	1.000000	14,694,481.45	14,694,481.45	0.00	987,550.38	1.000000	13,706,931.07	Manual	13,706,931.07	0.00	12,449.62	12,449.62
MB06-MBIA Toll Rd. Operations	AR-0019	State Pool	11/01/08	Open	Fair Value	1.0575	Manual	1.000000	8,335,418.85	8,335,418.85	0.00	-7,245.11	1.000000	8,342,663.96	Manual	8,342,663.96	0.00	7,245.11	7,245.11
TT00-TX TERM General	AR-0022	State Pool	11/01/08	Open	Fair Value	0.7426	Manual	1.000000	1,015.83	1,015.83	0.00	-0.62	1.000000	1,016.45	Manual	1,016.45	0.00	0.62	0.62
TT02-TX TERM Toll Rd. Operation	AR-0024	State Pool	11/01/08	Open	Fair Value	0.7434	Manual	1.000000	1,014.67	1,014.67	0.00	-0.62	1.000000	1,015.29	Manual	1,015.29	0.00	0.62	0.62
TT04-TX TERM Road & Bridge	AR-0026	State Pool	11/01/08	Open	Fair Value	0.7448	Manual	1.000000	1,012.83	1,012.83	0.00	-0.62	1.000000	1,013.45	Manual	1,013.45	0.00	0.62	0.62
TT05-TX TERM Drainage	AR-0027	State Pool	11/01/08	Open	Fair Value	0.7604	Manual	1.000000	336.01	336.01	0.00	-0.21	1.000000	336.22	Manual	336.22	0.00	0.21	0.21
LOG1-Logic- General	AR-0028	State Pool	11/10/08	Open	Fair Value	1.0738	Manual	1.000000	70,102,928.71	70,102,928.71	0.00	-61,874.38	1.000000	70,164,803.09	Manual	70,164,803.09	0.00	61,874.38	61,874.38
LOG2-Logic-Toll Rd.Operations	AR-0029	State Pool	11/10/08	Open	Fair Value	1.0687	Manual	1.000000	1,024.57	1,024.57	0.00	-0.90	1.000000	1,025.47	Manual	1,025.47	0.00	0.90	0.90
LOG5-Logic-Drainage	AR-0032	State Pool	11/10/08	Open	Fair Value	1.0754	Manual	1.000000	1,018.18	1,018.18	0.00	-0.90	1.000000	1,019.08	Manual	1,019.08	0.00	0.90	0.90
LOG8-Logic-Road & Bridge	AR-0035	State Pool	11/10/08	Open	Fair Value	1.0750	Manual	1.000000	1,018.60	1,018.60	0.00	-0.90	1.000000	1,019.50	Manual	1,019.50	0.00	0.90	0.90
MB12-MBIA ESD 100 AGREEMENT	AR-0041	State Pool	08/31/16	Open	Fair Value	1.0575	Manual	1.000000	3,920,288.49	3,920,288.49	0.00	-3,407.49	1.000000	3,923,695.98	Manual	3,923,695.98	0.00	3,407.49	3,407.49
MB13-MBIA ASSISTANCE DIST #1	AR-0042	State Pool	08/31/16	Open	Fair Value	1.0575	Manual	1.000000	12,055,096.60	12,055,096.60	0.00	-10,478.25	1.000000	12,065,574.85	Manual	12,065,574.85	0.00	10,478.25	10,478.25
MB14-MBIA GR PARKWAY OPERATIONS	AR-0043	State Pool	08/31/16	Open	Fair Value	1.0575	Manual	1.000000	4,547,704.10	4,547,704.10	0.00	-3,952.84	1.000000	4,551,656.94	Manual	4,551,656.94	0.00	3,952.84	3,952.84
MB15-FACILITIES BONDS 2016	AR-0044	State Pool	08/31/16	Open	Fair Value	1.0575	Manual	1.000000	30,156,065.82	30,156,065.82	0.00	-26,211.45	1.000000	30,182,277.27	Manual	30,182,277.27	0.00	26,211.45	26,211.45
MB16-MOBILITY BONDS 2016	AR-0045	State Pool	08/31/16	Open	Fair Value	1.0570	Manual	1.000000	22,139,564.36	22,139,564.36	0.00	1,981,401.94	1.000000	20,158,162.42	Manual	20,158,162.42	0.00	18,598.06	18,598.06
MB17 - SR LIEN BOND 2016	AR-0046	State Pool	12/09/16	Open	Fair Value	1.0562	Manual	1.000000	28,098,923.26	28,098,923.26	0.00	4,978,211.25	1.000000	23,120,712.01	Manual	23,120,712.01	0.00	21,788.75	21,788.75
Investment Total						<u>1.0934</u>		<u>0.999492</u>	<u>432,890,779.01</u>	<u>432,670,924.01</u>	<u>0.00</u>	<u>22,381,679.74</u>	<u>0.999516</u>	<u>410,509,099.27</u>		<u>410,310,579.27</u>	<u>21,335.00</u>	<u>357,472.58</u>	<u>378,807.58</u>

Portfolio Position
Ft. Bend County
Effective Interest - Actual Life
Receipts in Period
04/01/17 - 04/30/17

4

CUSIP	Invest Number	Security Description	Purchase Date	Call Date	Par Value On 04/01/17	Par Value On 04/30/17	Market Val On 04/01/17	Market Val On 04/30/17	Purchase Cost	Sales Proceeds	Original Princ/Cost	Amor Value On 04/01/17	Amor Value On 04/30/17
130 - Assistance Dist #1													
State Pool													
MB13-MBIA ASSISTANCE DIST #1	AR-0042	State Pool	08/31/16	Open	12,055,096.60	12,065,574.85	12,055,096.60	12,065,574.85	0.00	0.00	10,000,000.00	12,055,096.60	12,065,574.85
State Pool Total					12,055,096.60	12,065,574.85	12,055,096.60	12,065,574.85	0.00	0.00	10,000,000.00	12,055,096.60	12,065,574.85
130 - Assistance Dist #1 Total													
					12,055,096.60	12,065,574.85	12,055,096.60	12,065,574.85	0.00	0.00	10,000,000.00	12,055,096.60	12,065,574.85
145 - ESD 100 Agreement													
State Pool													
MB12-MBIA ESD 100 AGREEMENT	AR-0041	State Pool	08/31/16	Open	3,920,288.49	3,923,695.98	3,920,288.49	3,923,695.98	0.00	0.00	3,900,000.00	3,920,288.49	3,923,695.98
State Pool Total					3,920,288.49	3,923,695.98	3,920,288.49	3,923,695.98	0.00	0.00	3,900,000.00	3,920,288.49	3,923,695.98
145 - ESD 100 Agreement Total													
					3,920,288.49	3,923,695.98	3,920,288.49	3,923,695.98	0.00	0.00	3,900,000.00	3,920,288.49	3,923,695.98
810 - FBC Toll Road Operations													
State Pool													
TT02-TX TERM Toll Rd. Operation	AR-0024	State Pool	11/01/08	Open	0.00	0.00	0.00	0.00	0.00	0.00	0.00	0.00	0.00
State Pool Total					0.00	0.00	0.00	0.00	0.00	0.00	0.00	0.00	0.00
810 - FBC Toll Road Operations Total													
					0.00	0.00	0.00	0.00	0.00	0.00	0.00	0.00	0.00
742 - Facilities Bond Projects 2016													
State Pool													
MB15-FACILITIES BONDS 2016	AR-0044	State Pool	08/31/16	Open	30,156,065.82	30,182,277.27	30,156,065.82	30,182,277.27	0.00	0.00	30,000,000.00	30,156,065.82	30,182,277.27
State Pool Total					30,156,065.82	30,182,277.27	30,156,065.82	30,182,277.27	0.00	0.00	30,000,000.00	30,156,065.82	30,182,277.27
742 - Facilities Bond Projects 2016 Total													
					30,156,065.82	30,182,277.27	30,156,065.82	30,182,277.27	0.00	0.00	30,000,000.00	30,156,065.82	30,182,277.27
815 - Grand Parkway Operations													
State Pool													
MB14-MBIA GR PARKWAY OPERATIONS	AR-0043	State Pool	08/31/16	Open	4,547,704.10	4,551,656.94	4,547,704.10	4,551,656.94	0.00	0.00	8,500,000.00	4,547,704.10	4,551,656.94
State Pool Total					4,547,704.10	4,551,656.94	4,547,704.10	4,551,656.94	0.00	0.00	8,500,000.00	4,547,704.10	4,551,656.94
815 - Grand Parkway Operations Total													
					4,547,704.10	4,551,656.94	4,547,704.10	4,551,656.94	0.00	0.00	8,500,000.00	4,547,704.10	4,551,656.94
LOG5 - LOGIC DRAINAGE													
State Pool													
LOG5-Logic-Drainage	AR-0032	State Pool	11/10/08	Open	1,018.18	1,019.08	1,018.18	1,019.08	0.00	0.00	500,000.00	1,018.18	1,019.08
State Pool Total					1,018.18	1,019.08	1,018.18	1,019.08	0.00	0.00	500,000.00	1,018.18	1,019.08
LOG5 - LOGIC DRAINAGE Total													
					1,018.18	1,019.08	1,018.18	1,019.08	0.00	0.00	500,000.00	1,018.18	1,019.08
LOG1 - LOGIC GENERAL													
State Pool													
LOG1-Logic- General	AR-0028	State Pool	11/10/08	Open	70,102,928.71	70,164,803.09	70,102,928.71	70,164,803.09	0.00	0.00	10,000,000.00	70,102,928.71	70,164,803.09
State Pool Total					70,102,928.71	70,164,803.09	70,102,928.71	70,164,803.09	0.00	0.00	10,000,000.00	70,102,928.71	70,164,803.09
LOG1 - LOGIC GENERAL Total													
					70,102,928.71	70,164,803.09	70,102,928.71	70,164,803.09	0.00	0.00	10,000,000.00	70,102,928.71	70,164,803.09
LOG8 - LOGIC ROAD & BRIDGE													
State Pool													
LOG8-Logic-Road & Bridge	AR-0035	State Pool	11/10/08	Open	1,018.60	1,019.50	1,018.60	1,019.50	0.00	0.00	1,000,000.00	1,018.60	1,019.50
State Pool Total					1,018.60	1,019.50	1,018.60	1,019.50	0.00	0.00	1,000,000.00	1,018.60	1,019.50
LOG8 - LOGIC ROAD & BRIDGE Total													
					1,018.60	1,019.50	1,018.60	1,019.50	0.00	0.00	1,000,000.00	1,018.60	1,019.50
LOG2 - LOGIC TOLL OPERATIONS													
State Pool													
LOG2-Logic-Toll Rd.Operations	AR-0029	State Pool	11/10/08	Open	1,024.57	1,025.47	1,024.57	1,025.47	0.00	0.00	2,000,000.00	1,024.57	1,025.47
State Pool Total					1,024.57	1,025.47	1,024.57	1,025.47	0.00	0.00	2,000,000.00	1,024.57	1,025.47
LOG2 - LOGIC TOLL OPERATIONS Total													
					1,024.57	1,025.47	1,024.57	1,025.47	0.00	0.00	2,000,000.00	1,024.57	1,025.47
MB04 - MBIA DRAINAGE													
State Pool													

Portfolio Position
Ft. Bend County
Effective Interest - Actual Life
Receipts in Period
04/01/17 - 04/30/17

5

CUSIP	Invest Number	Security Description	Purchase Date	Call Date	Par Value On 04/01/17	Par Value On 04/30/17	Market Val On 04/01/17	Market Val On 04/30/17	Purchase Cost	Sales Proceeds	Original Princ/Cost	Amor Value On 04/01/17	Amor Value On 04/30/17
MB04-MBIA Drainage	AR-0017	State Pool	11/01/08	Open	14,694,481.45	13,706,931.07	14,694,481.45	13,706,931.07	0.00	0.00	1,267,218.21	14,694,481.45	13,706,931.07
State Pool Total					14,694,481.45	13,706,931.07	14,694,481.45	13,706,931.07	0.00	0.00	1,267,218.21	14,694,481.45	13,706,931.07
MB04 - MBIA DRAINAGE Total					14,694,481.45	13,706,931.07	14,694,481.45	13,706,931.07	0.00	0.00	1,267,218.21	14,694,481.45	13,706,931.07
MB02 - MBIA GENERAL													
State Pool													
MB02-MBIA General	AR-0015	State Pool	11/01/08	Open	55,419,543.42	35,461,258.58	55,419,543.42	35,461,258.58	0.00	0.00	17,374,917.83	55,419,543.42	35,461,258.58
State Pool Total					55,419,543.42	35,461,258.58	55,419,543.42	35,461,258.58	0.00	0.00	17,374,917.83	55,419,543.42	35,461,258.58
MB02 - MBIA GENERAL Total					55,419,543.42	35,461,258.58	55,419,543.42	35,461,258.58	0.00	0.00	17,374,917.83	55,419,543.42	35,461,258.58
MB03 - MBIA ROAD & BRIDGE													
State Pool													
MB03-MBIA Road & Bridge	AR-0016	State Pool	11/01/08	Open	16,014,876.51	14,028,151.02	16,014,876.51	14,028,151.02	0.00	0.00	2,856,438.24	16,014,876.51	14,028,151.02
State Pool Total					16,014,876.51	14,028,151.02	16,014,876.51	14,028,151.02	0.00	0.00	2,856,438.24	16,014,876.51	14,028,151.02
MB03 - MBIA ROAD & BRIDGE Total					16,014,876.51	14,028,151.02	16,014,876.51	14,028,151.02	0.00	0.00	2,856,438.24	16,014,876.51	14,028,151.02
MB06 - MBIA TOLL RD OPERATIONS													
State Pool													
MB06-MBIA Toll Rd. Operations	AR-0019	State Pool	11/01/08	Open	8,335,418.85	8,342,663.96	8,335,418.85	8,342,663.96	0.00	0.00	3,143,377.27	8,335,418.85	8,342,663.96
State Pool Total					8,335,418.85	8,342,663.96	8,335,418.85	8,342,663.96	0.00	0.00	3,143,377.27	8,335,418.85	8,342,663.96
MB06 - MBIA TOLL RD OPERATIONS Total					8,335,418.85	8,342,663.96	8,335,418.85	8,342,663.96	0.00	0.00	3,143,377.27	8,335,418.85	8,342,663.96
744 - Mobility Project Bonds 2016													
State Pool													
MB16-MOBILITY BONDS 2016	AR-0045	State Pool	08/31/16	Open	22,139,564.36	20,158,162.42	22,139,564.36	20,158,162.42	0.00	0.00	30,000,000.00	22,139,564.36	20,158,162.42
State Pool Total					22,139,564.36	20,158,162.42	22,139,564.36	20,158,162.42	0.00	0.00	30,000,000.00	22,139,564.36	20,158,162.42
744 - Mobility Project Bonds 2016 Total					22,139,564.36	20,158,162.42	22,139,564.36	20,158,162.42	0.00	0.00	30,000,000.00	22,139,564.36	20,158,162.42
PROS - Prosperity Money Mkt. Accts.													
Money Market													
Prosperity-Money Market Accts.	AR-0009	Money Market	11/30/03	Open	128,399,446.75	135,796,766.62	128,399,446.75	135,796,766.62	0.00	0.00	12,505,577.66	128,399,446.75	135,796,766.62
Money Market Total					128,399,446.75	135,796,766.62	128,399,446.75	135,796,766.62	0.00	0.00	12,505,577.66	128,399,446.75	135,796,766.62
PROS - Prosperity Money Mkt. Accts. Total					128,399,446.75	135,796,766.62	128,399,446.75	135,796,766.62	0.00	0.00	12,505,577.66	128,399,446.75	135,796,766.62
802 - Sr Lien 2016													
State Pool													
MB17 - SR LIEN BOND 2016	AR-0046	State Pool	12/09/16	Open	28,098,923.26	23,120,712.01	28,098,923.26	23,120,712.01	0.00	0.00	35,000,000.00	28,098,923.26	23,120,712.01
State Pool Total					28,098,923.26	23,120,712.01	28,098,923.26	23,120,712.01	0.00	0.00	35,000,000.00	28,098,923.26	23,120,712.01
802 - Sr Lien 2016 Total					28,098,923.26	23,120,712.01	28,098,923.26	23,120,712.01	0.00	0.00	35,000,000.00	28,098,923.26	23,120,712.01
TT05 - TEXAS TERM DRAINAGE													
State Pool													
TT05-TX TERM Drainage	AR-0027	State Pool	11/01/08	Open	336.01	336.22	336.01	336.22	0.00	0.00	109,774.61	336.01	336.22
State Pool Total					336.01	336.22	336.01	336.22	0.00	0.00	109,774.61	336.01	336.22
TT05 - TEXAS TERM DRAINAGE Total					336.01	336.22	336.01	336.22	0.00	0.00	109,774.61	336.01	336.22
TT00 - TEXAS TERM GENERAL													
State Pool													
TT00-TX TERM General	AR-0022	State Pool	11/01/08	Open	1,015.83	1,016.45	1,015.83	1,016.45	0.00	0.00	10,006,437.87	1,015.83	1,016.45
State Pool Total					1,015.83	1,016.45	1,015.83	1,016.45	0.00	0.00	10,006,437.87	1,015.83	1,016.45
TT00 - TEXAS TERM GENERAL Total					1,015.83	1,016.45	1,015.83	1,016.45	0.00	0.00	10,006,437.87	1,015.83	1,016.45
TT04 - TEXAS TERM ROAD & BRIDGE													
State Pool													
TT04-TX TERM Road & Bridge	AR-0026	State Pool	11/01/08	Open	1,012.83	1,013.45	1,012.83	1,013.45	0.00	0.00	10,463.28	1,012.83	1,013.45
State Pool Total					1,012.83	1,013.45	1,012.83	1,013.45	0.00	0.00	10,463.28	1,012.83	1,013.45

Portfolio Position

Ft. Bend County

Effective Interest - Actual Life

Receipts in Period

04/01/17 - 04/30/17

CUSIP	Invest Number	Security Description	Purchase Date	Call Date	Par Value On 04/01/17	Par Value On 04/30/17	Market Val On 04/01/17	Market Val On 04/30/17	Purchase Cost	Sales Proceeds	Original Princ/Cost	Amor Value On 04/01/17	Amor Value On 04/30/17
TT04 - TEXAS TERM ROAD & BRIDGE Total					<u>1,012.83</u>	<u>1,013.45</u>	<u>1,012.83</u>	<u>1,013.45</u>	<u>0.00</u>	<u>0.00</u>	<u>10,463.28</u>	<u>1,012.83</u>	<u>1,013.45</u>
TT02 - TEXAS TERM TOLL OPERATIONS													
State Pool													
TT02-TX TERM Toll Rd. Operation	AR-0024	State Pool	11/01/08	Open	<u>1,014.67</u>	<u>1,015.29</u>	<u>1,014.67</u>	<u>1,015.29</u>	<u>0.00</u>	<u>0.00</u>	<u>0.00</u>	<u>1,014.67</u>	<u>1,015.29</u>
State Pool Total					<u>1,014.67</u>	<u>1,015.29</u>	<u>1,014.67</u>	<u>1,015.29</u>	<u>0.00</u>	<u>0.00</u>	<u>0.00</u>	<u>1,014.67</u>	<u>1,015.29</u>
TT02 - TEXAS TERM TOLL OPERATIONS Total					<u>1,014.67</u>	<u>1,015.29</u>	<u>1,014.67</u>	<u>1,015.29</u>	<u>0.00</u>	<u>0.00</u>	<u>0.00</u>	<u>1,014.67</u>	<u>1,015.29</u>
09 - Temporary Holding													
FFCB													
3133EGYX4	16-0004	FFCB 1.08 07/05/19	07/05/16	Open	<u>8,500,000.00</u>	<u>8,500,000.00</u>	<u>8,421,885.00</u>	<u>8,431,150.00</u>	<u>0.00</u>	<u>0.00</u>	<u>8,500,000.00</u>	<u>8,500,000.00</u>	<u>8,500,000.00</u>
FFCB Total					<u>8,500,000.00</u>	<u>8,500,000.00</u>	<u>8,421,885.00</u>	<u>8,431,150.00</u>	<u>0.00</u>	<u>0.00</u>	<u>8,500,000.00</u>	<u>8,500,000.00</u>	<u>8,500,000.00</u>
FHLMC													
3134G9G76	16-0003	FHLMC 0.80 06/29/18	06/30/16	Open	<u>14,500,000.00</u>	<u>14,500,000.00</u>	<u>14,414,160.00</u>	<u>14,420,830.00</u>	<u>0.00</u>	<u>0.00</u>	<u>14,500,000.00</u>	<u>14,500,000.00</u>	<u>14,500,000.00</u>
3134G9H42	16-0002	FHLMC 0.70 12/29/17	06/30/16	Open	<u>10,000,000.00</u>	<u>10,000,000.00</u>	<u>9,967,800.00</u>	<u>9,972,000.00</u>	<u>0.00</u>	<u>0.00</u>	<u>10,000,000.00</u>	<u>10,000,000.00</u>	<u>10,000,000.00</u>
3137EAEA3	16-0001	FHLMC 0.75 04/09/18	06/29/16	Open	<u>6,000,000.00</u>	<u>6,000,000.00</u>	<u>5,976,300.00</u>	<u>5,977,500.00</u>	<u>0.00</u>	<u>0.00</u>	<u>6,007,505.28</u>	<u>6,004,332.13</u>	<u>6,003,979.84</u>
FHLMC Total					<u>30,500,000.00</u>	<u>30,500,000.00</u>	<u>30,358,260.00</u>	<u>30,370,330.00</u>	<u>0.00</u>	<u>0.00</u>	<u>30,507,505.28</u>	<u>30,504,332.13</u>	<u>30,503,979.84</u>
Money Market													
Prosperity-Money Market Accts.	AR-0009	Money Market	11/30/03	Open	<u>0.00</u>	<u>0.00</u>	<u>0.00</u>	<u>0.00</u>	<u>0.00</u>	<u>0.00</u>	<u>0.00</u>	<u>0.00</u>	<u>0.00</u>
Money Market Total					<u>0.00</u>	<u>0.00</u>	<u>0.00</u>	<u>0.00</u>	<u>0.00</u>	<u>0.00</u>	<u>0.00</u>	<u>0.00</u>	<u>0.00</u>
09 - Temporary Holding Total					<u>39,000,000.00</u>	<u>39,000,000.00</u>	<u>38,780,145.00</u>	<u>38,801,480.00</u>	<u>0.00</u>	<u>0.00</u>	<u>39,007,505.28</u>	<u>39,004,332.13</u>	<u>39,003,979.84</u>
Combined Port													
FFCB													
3133EGYX4	16-0004	FFCB 1.08 07/05/19	07/05/16	Open	<u>8,500,000.00</u>	<u>8,500,000.00</u>	<u>8,421,885.00</u>	<u>8,431,150.00</u>	<u>0.00</u>	<u>0.00</u>	<u>8,500,000.00</u>	<u>8,500,000.00</u>	<u>8,500,000.00</u>
FFCB Total					<u>8,500,000.00</u>	<u>8,500,000.00</u>	<u>8,421,885.00</u>	<u>8,431,150.00</u>	<u>0.00</u>	<u>0.00</u>	<u>8,500,000.00</u>	<u>8,500,000.00</u>	<u>8,500,000.00</u>
FHLMC													
3134G9G76	16-0003	FHLMC 0.80 06/29/18	06/30/16	Open	<u>14,500,000.00</u>	<u>14,500,000.00</u>	<u>14,414,160.00</u>	<u>14,420,830.00</u>	<u>0.00</u>	<u>0.00</u>	<u>14,500,000.00</u>	<u>14,500,000.00</u>	<u>14,500,000.00</u>
3134G9H42	16-0002	FHLMC 0.70 12/29/17	06/30/16	Open	<u>10,000,000.00</u>	<u>10,000,000.00</u>	<u>9,967,800.00</u>	<u>9,972,000.00</u>	<u>0.00</u>	<u>0.00</u>	<u>10,000,000.00</u>	<u>10,000,000.00</u>	<u>10,000,000.00</u>
3137EAEA3	16-0001	FHLMC 0.75 04/09/18	06/29/16	Open	<u>6,000,000.00</u>	<u>6,000,000.00</u>	<u>5,976,300.00</u>	<u>5,977,500.00</u>	<u>0.00</u>	<u>0.00</u>	<u>6,007,505.28</u>	<u>6,004,332.13</u>	<u>6,003,979.84</u>
FHLMC Total					<u>30,500,000.00</u>	<u>30,500,000.00</u>	<u>30,358,260.00</u>	<u>30,370,330.00</u>	<u>0.00</u>	<u>0.00</u>	<u>30,507,505.28</u>	<u>30,504,332.13</u>	<u>30,503,979.84</u>
Money Market													
Prosperity-Money Market Accts.	AR-0009	Money Market	11/30/03	Open	<u>128,399,446.75</u>	<u>135,796,766.62</u>	<u>128,399,446.75</u>	<u>135,796,766.62</u>	<u>0.00</u>	<u>0.00</u>	<u>12,505,577.66</u>	<u>128,399,446.75</u>	<u>135,796,766.62</u>
Money Market Total					<u>128,399,446.75</u>	<u>135,796,766.62</u>	<u>128,399,446.75</u>	<u>135,796,766.62</u>	<u>0.00</u>	<u>0.00</u>	<u>12,505,577.66</u>	<u>128,399,446.75</u>	<u>135,796,766.62</u>
State Pool													
LOG1-Logic- General	AR-0028	State Pool	11/10/08	Open	<u>70,102,928.71</u>	<u>70,164,803.09</u>	<u>70,102,928.71</u>	<u>70,164,803.09</u>	<u>0.00</u>	<u>0.00</u>	<u>10,000,000.00</u>	<u>70,102,928.71</u>	<u>70,164,803.09</u>
LOG2-Logic-Toll Rd.Operations	AR-0029	State Pool	11/10/08	Open	<u>1,024.57</u>	<u>1,025.47</u>	<u>1,024.57</u>	<u>1,025.47</u>	<u>0.00</u>	<u>0.00</u>	<u>2,000,000.00</u>	<u>1,024.57</u>	<u>1,025.47</u>
LOG5-Logic-Drainage	AR-0032	State Pool	11/10/08	Open	<u>1,018.18</u>	<u>1,019.08</u>	<u>1,018.18</u>	<u>1,019.08</u>	<u>0.00</u>	<u>0.00</u>	<u>500,000.00</u>	<u>1,018.18</u>	<u>1,019.08</u>
LOG8-Logic-Road & Bridge	AR-0035	State Pool	11/10/08	Open	<u>1,018.60</u>	<u>1,019.50</u>	<u>1,018.60</u>	<u>1,019.50</u>	<u>0.00</u>	<u>0.00</u>	<u>1,000,000.00</u>	<u>1,018.60</u>	<u>1,019.50</u>
MB02-MBIA General	AR-0015	State Pool	11/01/08	Open	<u>55,419,543.42</u>	<u>35,461,258.58</u>	<u>55,419,543.42</u>	<u>35,461,258.58</u>	<u>0.00</u>	<u>0.00</u>	<u>17,374,917.83</u>	<u>55,419,543.42</u>	<u>35,461,258.58</u>
MB03-MBIA Road & Bridge	AR-0016	State Pool	11/01/08	Open	<u>16,014,876.51</u>	<u>14,028,151.02</u>	<u>16,014,876.51</u>	<u>14,028,151.02</u>	<u>0.00</u>	<u>0.00</u>	<u>2,856,438.24</u>	<u>16,014,876.51</u>	<u>14,028,151.02</u>
MB04-MBIA Drainage	AR-0017	State Pool	11/01/08	Open	<u>14,694,481.45</u>	<u>13,706,931.07</u>	<u>14,694,481.45</u>	<u>13,706,931.07</u>	<u>0.00</u>	<u>0.00</u>	<u>1,267,218.21</u>	<u>14,694,481.45</u>	<u>13,706,931.07</u>
MB06-MBIA Toll Rd. Operations	AR-0019	State Pool	11/01/08	Open	<u>8,335,418.85</u>	<u>8,342,663.96</u>	<u>8,335,418.85</u>	<u>8,342,663.96</u>	<u>0.00</u>	<u>0.00</u>	<u>3,143,377.27</u>	<u>8,335,418.85</u>	<u>8,342,663.96</u>
MB12-MBIA ESD 100 AGREEMENT	AR-0041	State Pool	08/31/16	Open	<u>3,920,288.49</u>	<u>3,923,695.98</u>	<u>3,920,288.49</u>	<u>3,923,695.98</u>	<u>0.00</u>	<u>0.00</u>	<u>3,900,000.00</u>	<u>3,920,288.49</u>	<u>3,923,695.98</u>
MB13-MBIA ASSISTANCE DIST #1	AR-0042	State Pool	08/31/16	Open	<u>12,055,096.60</u>	<u>12,065,574.85</u>	<u>12,055,096.60</u>	<u>12,065,574.85</u>	<u>0.00</u>	<u>0.00</u>	<u>10,000,000.00</u>	<u>12,055,096.60</u>	<u>12,065,574.85</u>
MB14-MBIA GR PARKWAY OPERATIONS	AR-0043	State Pool	08/31/16	Open	<u>4,547,704.10</u>	<u>4,551,656.94</u>	<u>4,547,704.10</u>	<u>4,551,656.94</u>	<u>0.00</u>	<u>0.00</u>	<u>8,500,000.00</u>	<u>4,547,704.10</u>	<u>4,551,656.94</u>
MB15-FACILITIES BONDS 2016	AR-0044	State Pool	08/31/16	Open	<u>30,156,065.82</u>	<u>30,182,277.27</u>	<u>30,156,065.82</u>	<u>30,182,277.27</u>	<u>0.00</u>	<u>0.00</u>	<u>30,000,000.00</u>	<u>30,156,065.82</u>	<u>30,182,277.27</u>
MB16-MOBILITY BONDS 2016	AR-0045	State Pool	08/31/16	Open	<u>22,139,564.36</u>	<u>20,158,162.42</u>	<u>22,139,564.36</u>	<u>20,158,162.42</u>	<u>0.00</u>	<u>0.00</u>	<u>30,000,000.00</u>	<u>22,139,564.36</u>	<u>20,158,162.42</u>
MB17 - SR LIEN BOND 2016	AR-0046	State Pool	12/09/16	Open	<u>28,098,923.26</u>	<u>23,120,712.01</u>	<u>28,098,923.26</u>	<u>23,120,712.01</u>	<u>0.00</u>	<u>0.00</u>	<u>35,000,000.00</u>	<u>28,098,923.26</u>	<u>23,120,712.01</u>
TT00-TX TERM General	AR-0022	State Pool	11/01/08	Open	<u>1,015.83</u>	<u>1,016.45</u>	<u>1,015.83</u>	<u>1,016.45</u>	<u>0.00</u>	<u>0.00</u>	<u>10,006,437.87</u>	<u>1,015.83</u>	<u>1,016.45</u>

Portfolio Position
Ft. Bend County
 Effective Interest - Actual Life
 Receipts in Period
 04/01/17 - 04/30/17

7

CUSIP	Invest Number	Security Description	Purchase Date	Call Date	Par Value On 04/01/17	Par Value On 04/30/17	Market Val On 04/01/17	Market Val On 04/30/17	Purchase Cost	Sales Proceeds	Original Princ/Cost	Amor Value On 04/01/17	Amor Value On 04/30/17
TT02-TX TERM Toll Rd. Operation	AR-0024	State Pool	11/01/08	Open	1,014.67	1,015.29	1,014.67	1,015.29	0.00	0.00	0.00	1,014.67	1,015.29
TT04-TX TERM Road & Bridge	AR-0026	State Pool	11/01/08	Open	1,012.83	1,013.45	1,012.83	1,013.45	0.00	0.00	10,463.28	1,012.83	1,013.45
TT05-TX TERM Drainage	AR-0027	State Pool	11/01/08	Open	<u>336.01</u>	<u>336.22</u>	<u>336.01</u>	<u>336.22</u>	0.00	0.00	<u>109,774.61</u>	<u>336.01</u>	<u>336.22</u>
State Pool Total					<u>265,491,332.26</u>	<u>235,712,332.65</u>	<u>265,491,332.26</u>	<u>235,712,332.65</u>	<u>0.00</u>	<u>0.00</u>	<u>165,668,627.31</u>	<u>265,491,332.26</u>	<u>235,712,332.65</u>
Combined Port Total					<u>432,890,779.01</u>	<u>410,509,099.27</u>	<u>432,670,924.01</u>	<u>410,310,579.27</u>	<u>0.00</u>	<u>0.00</u>	<u>217,181,710.25</u>	<u>432,895,111.14</u>	<u>410,513,079.11</u>

Earnings and Yields Summary

Ft. Bend County

Effective Interest - Actual Life

Receipts in Period

04/01/17 - 04/30/17

8

Security Description	04/01/17 04/07/17	04/08/17 04/14/17	04/15/17 04/21/17	04/22/17 04/28/17	04/29/17 04/30/17	04/01/17 04/30/17
Combined Port						
FFCB	1,785.00	1,785.00	1,785.00	1,785.00	510.00	7,650.00
FHLMC	4,409.67	4,409.43	4,409.39	4,409.39	1,259.83	18,897.71
Money Market	25,253.17	25,253.16	25,253.16	25,253.16	8,559.54	109,572.19
State Pool	<u>53,926.98</u>	<u>53,638.14</u>	<u>51,472.08</u>	<u>47,862.13</u>	<u>14,101.06</u>	<u>221,000.39</u>
Port Total	<u>85,374.82</u>	<u>85,085.73</u>	<u>82,919.63</u>	<u>79,309.68</u>	<u>24,430.43</u>	<u>357,120.29</u>
Combined Port						
FFCB	1.0800	1.0800	1.0800	1.0800	1.0800	1.0800
FHLMC	0.7434	0.7434	0.7434	0.7434	0.7434	0.7434
Money Market	1.0255	1.0255	1.0255	1.0255	1.1830	1.0363
State Pool	<u>1.0591</u>	<u>1.0592</u>	<u>1.0594</u>	<u>1.0598</u>	<u>1.0923</u>	<u>1.0614</u>
Port Total	<u>1.0271</u>	<u>1.0270</u>	<u>1.0263</u>	<u>1.0251</u>	<u>1.0950</u>	<u>1.0308</u>

Maturity Aging
Ft. Bend County
 Effective Interest - Actual Life
 Receipts in Period
 04/30/17

9

CUSIP	Invest Number	Security Description	Purchase Date	Days to Maturity	Yield Matur
0 - 30 Days					
LOG1-Logic- General	AR-0028	State Pool	11/10/08	1	1.0739
LOG2-Logic-Toll Rd.Operations	AR-0029	State Pool	11/10/08	1	1.0739
LOG5-Logic-Drainage	AR-0032	State Pool	11/10/08	1	1.0739
LOG8-Logic-Road & Bridge	AR-0035	State Pool	11/10/08	1	1.0739
MB02-MBIA General	AR-0015	State Pool	11/01/08	1	1.0600
MB03-MBIA Road & Bridge	AR-0016	State Pool	11/01/08	1	1.0600
MB04-MBIA Drainage	AR-0017	State Pool	11/01/08	1	1.0600
MB06-MBIA Toll Rd. Operations	AR-0019	State Pool	11/01/08	1	1.0600
MB12-MBIA ESD 100 AGREEMENT	AR-0041	State Pool	08/31/16	1	1.0600
MB13-MBIA ASSISTANCE DIST #1	AR-0042	State Pool	08/31/16	1	1.0600
MB14-MBIA GR PARKWAY OPERATIONS	AR-0043	State Pool	08/31/16	1	1.0600
MB15-FACILITIES BONDS 2016	AR-0044	State Pool	08/31/16	1	1.0600
MB16-MOBILITY BONDS 2016	AR-0045	State Pool	08/31/16	1	1.0600
MB17 - SR LIEN BOND 2016	AR-0046	State Pool	12/09/16	1	1.0600
Prosperity-Money Market Accts.	AR-0009	Money Market	11/30/03	1	1.0820
TT00-TX TERM General	AR-0022	State Pool	11/01/08	1	0.7500
TT02-TX TERM Toll Rd. Operation	AR-0024	State Pool	11/01/08	1	0.7500
TT04-TX TERM Road & Bridge	AR-0026	State Pool	11/01/08	1	0.7500
TT05-TX TERM Drainage	AR-0027	State Pool	11/01/08	<u>1</u>	<u>0.7500</u>
0 - 30 Days Total				<u>1</u>	<u>1.0707</u>
181 - 364 Days					
3134G9H42	16-0002	FHLMC 0.70 12/29/17	06/30/16	239	0.7000
3137EAEA3	16-0001	FHLMC 0.75 04/09/18	06/29/16	<u>339</u>	<u>0.6790</u>
181 - 364 Days Total				<u>277</u>	<u>0.6921</u>
1 - 4 Years					
3133EGJX4	16-0004	FFCB 1.08 07/05/19	07/05/16	796	1.0800
3134G9G76	16-0003	FHLMC 0.80 06/29/18	06/30/16	<u>419</u>	<u>0.8000</u>
1 - 4 Years Total				<u>558</u>	<u>0.9035</u>
Investment Total				<u>44</u>	<u>1.0462</u>

Activity Statement
Ft. Bend County
Effective Interest - Actual Life
Receipts in Period
04/01/17 - 04/30/17

10

Purchase Date	Sale Date	CUSIP	Invest Number	Security Description	Amor Value On 04/01/17	Changes In Principal	Purchase Cost	Sales Proceeds	Purchased Interest	Int/Div Rec In the Perd	Amor Value On 04/30/17
FFCB											
07/05/16	Open	3133EGJX4	16-0004	FFCB 1.08 07/05/19	8,500,000.00	0.00	0.00	0.00	0.00	0.00	8,500,000.00
FFCB Total					8,500,000.00	0.00	0.00	0.00	0.00	0.00	8,500,000.00
FHLMC											
06/29/16	Open	3137EAEA3	16-0001	FHLMC 0.75 04/09/18	6,004,332.13	0.00	0.00	0.00	0.00	0.00	6,003,979.84
06/30/16	Open	3134G9H42	16-0002	FHLMC 0.70 12/29/17	10,000,000.00	0.00	0.00	0.00	0.00	0.00	10,000,000.00
06/30/16	Open	3134G9G76	16-0003	FHLMC 0.80 06/29/18	14,500,000.00	0.00	0.00	0.00	0.00	0.00	14,500,000.00
FHLMC Total					30,504,332.13	0.00	0.00	0.00	0.00	0.00	30,503,979.84
Money Market											
11/30/03	Open	Prosperity-Money Market Accts.	AR-0009	Money Market	128,399,446.75	7,397,319.87	0.00	0.00	0.00	109,572.19	135,796,766.62
Money Market Total					128,399,446.75	7,397,319.87	0.00	0.00	0.00	109,572.19	135,796,766.62
State Pool											
11/01/08	Open	MB02-MBIA General	AR-0015	State Pool	55,419,543.42	-19,958,284.84	0.00	0.00	0.00	41,715.16	35,461,258.58
11/01/08	Open	MB03-MBIA Road & Bridge	AR-0016	State Pool	16,014,876.51	-1,986,725.49	0.00	0.00	0.00	13,274.51	14,028,151.02
11/01/08	Open	MB04-MBIA Drainage	AR-0017	State Pool	14,694,481.45	-987,550.38	0.00	0.00	0.00	12,449.62	13,706,931.07
11/01/08	Open	MB06-MBIA Toll Rd. Operations	AR-0019	State Pool	8,335,418.85	7,245.11	0.00	0.00	0.00	7,245.11	8,342,663.96
11/01/08	Open	TT00-TX TERM General	AR-0022	State Pool	1,015.83	0.62	0.00	0.00	0.00	0.62	1,016.45
11/01/08	Open	TT02-TX TERM Toll Rd. Operation	AR-0024	State Pool	1,014.67	0.62	0.00	0.00	0.00	0.62	1,015.29
11/01/08	Open	TT04-TX TERM Road & Bridge	AR-0026	State Pool	1,012.83	0.62	0.00	0.00	0.00	0.62	1,013.45
11/01/08	Open	TT05-TX TERM Drainage	AR-0027	State Pool	336.01	0.21	0.00	0.00	0.00	0.21	336.22
11/10/08	Open	LOG1-Logic- General	AR-0028	State Pool	70,102,928.71	61,874.38	0.00	0.00	0.00	61,874.38	70,164,803.09
11/10/08	Open	LOG2-Logic-Toll Rd.Operations	AR-0029	State Pool	1,024.57	0.90	0.00	0.00	0.00	0.90	1,025.47
11/10/08	Open	LOG5-Logic-Drainage	AR-0032	State Pool	1,018.18	0.90	0.00	0.00	0.00	0.90	1,019.08
11/10/08	Open	LOG8-Logic-Road & Bridge	AR-0035	State Pool	1,018.60	0.90	0.00	0.00	0.00	0.90	1,019.50
08/31/16	Open	MB12-MBIA ESD 100 AGREEMENT	AR-0041	State Pool	3,920,288.49	3,407.49	0.00	0.00	0.00	3,407.49	3,923,695.98
08/31/16	Open	MB13-MBIA ASSISTANCE DIST #1	AR-0042	State Pool	12,055,096.60	10,478.25	0.00	0.00	0.00	10,478.25	12,065,574.85
08/31/16	Open	MB14-MBIA GR PARKWAY OPERATIONS	AR-0043	State Pool	4,547,704.10	3,952.84	0.00	0.00	0.00	3,952.84	4,551,656.94
08/31/16	Open	MB15-FACILITIES BONDS 2016	AR-0044	State Pool	30,156,065.82	26,211.45	0.00	0.00	0.00	26,211.45	30,182,277.27
08/31/16	Open	MB16-MOBILITY BONDS 2016	AR-0045	State Pool	22,139,564.36	-1,981,401.94	0.00	0.00	0.00	18,598.06	20,158,162.42
12/09/16	Open	MB17 - SR LIEN BOND 2016	AR-0046	State Pool	28,098,923.26	-4,978,211.25	0.00	0.00	0.00	21,788.75	23,120,712.01
State Pool Total					265,491,332.26	-29,778,999.61	0.00	0.00	0.00	221,000.39	235,712,332.65
Investment Total					432,895,111.14	-22,381,679.74	0.00	0.00	0.00	330,572.58	410,513,079.11

Interest Accrual
Ft. Bend County
Effective Interest - Actual Life
Receipts in Period
04/01/17 - 04/30/17

CUSIP	Invest Number	Security Description	Purchase Date	Sale Date	Yield Earned	Ending Par Val/Shares	Ending Amor Val/Cost	Purchased Interest	Int/Div Rec In the Perd	Int/Div Accrued In the Perd	PTD Purch Received	Int/Div Rec Purch/Date	Int/Div Accrued Purch/Date			
FFCB																
3133EGJX4	16-0004	FFCB 1.08 07/05/19	07/05/16	Open	1.0800	8,500,000.00	8,500,000.00	0.00	0.00	7,650.00	0.00	0.00	76,500.00			
FFCB Total						<u>1.0800</u>	<u>8,500,000.00</u>	<u>8,500,000.00</u>	<u>0.00</u>	<u>0.00</u>	<u>7,650.00</u>	<u>0.00</u>	<u>76,500.00</u>			
FHLMC																
3134G9H42	16-0002	FHLMC 0.70 12/29/17	06/30/16	Open	0.7000	10,000,000.00	10,000,000.00	0.00	0.00	5,833.33	0.00	0.00	58,527.78			
3137EAEA3	16-0001	FHLMC 0.75 04/09/18	06/29/16	Open	0.6790	6,000,000.00	6,003,979.84	0.00	0.00	3,750.00	0.00	0.00	37,750.00			
3134G9G76	16-0003	FHLMC 0.80 06/29/18	06/30/16	Open	0.8000	14,500,000.00	14,500,000.00	0.00	0.00	9,666.67	0.00	0.00	96,988.89			
FHLMC Total						<u>0.7434</u>	<u>30,500,000.00</u>	<u>30,503,979.84</u>	<u>0.00</u>	<u>0.00</u>	<u>19,250.00</u>	<u>0.00</u>	<u>193,266.67</u>			
Money Market																
Prosperity-Money Market Accts.			AR-0009	Money Market		11/30/03	Open	1.0363	135,796,766.62	135,796,766.62	0.00	109,572.19	0.00	0.00	25,610,625.38	0.00
Money Market Total								<u>1.0363</u>	<u>135,796,766.62</u>	<u>135,796,766.62</u>	<u>0.00</u>	<u>109,572.19</u>	<u>0.00</u>	<u>0.00</u>	<u>25,610,625.38</u>	<u>0.00</u>
State Pool																
MB02-MBIA General	AR-0015	State Pool	11/01/08	Open	1.0554	35,461,258.58	35,461,258.58	0.00	41,715.16	0.00	0.00	190,608.95	0.00			
MB03-MBIA Road & Bridge	AR-0016	State Pool	11/01/08	Open	1.0568	14,028,151.02	14,028,151.02	0.00	13,274.51	0.00	0.00	68,890.17	0.00			
MB04-MBIA Drainage	AR-0017	State Pool	11/01/08	Open	1.0571	13,706,931.07	13,706,931.07	0.00	12,449.62	0.00	0.00	64,258.98	0.00			
MB06-MBIA Toll Rd. Operations	AR-0019	State Pool	11/01/08	Open	1.0575	8,342,663.96	8,342,663.96	0.00	7,245.11	0.00	0.00	58,600.76	0.00			
TT00-TX TERM General	AR-0022	State Pool	11/01/08	Open	0.7426	1,016.45	1,016.45	0.00	0.62	0.00	0.00	21,401.22	0.00			
TT02-TX TERM Toll Rd. Operation	AR-0024	State Pool	11/01/08	Open	0.7434	1,015.29	1,015.29	0.00	0.62	0.00	0.00	17,945.19	0.00			
TT04-TX TERM Road & Bridge	AR-0026	State Pool	11/01/08	Open	0.7448	1,013.45	1,013.45	0.00	0.62	0.00	0.00	8,220.73	0.00			
TT05-TX TERM Drainage	AR-0027	State Pool	11/01/08	Open	0.7604	336.22	336.22	0.00	0.21	0.00	0.00	5,015.49	0.00			
LOG1-Logic- General	AR-0028	State Pool	11/10/08	Open	1.0738	70,164,803.09	70,164,803.09	0.00	61,874.38	0.00	0.00	213,808.67	0.00			
LOG2-Logic-Toll Rd.Operations	AR-0029	State Pool	11/10/08	Open	1.0687	1,025.47	1,025.47	0.00	0.90	0.00	0.00	62,356.55	0.00			
LOG5-Logic-Drainage	AR-0032	State Pool	11/10/08	Open	1.0754	1,019.08	1,019.08	0.00	0.90	0.00	0.00	3,262.85	0.00			
LOG8-Logic-Road & Bridge	AR-0035	State Pool	11/10/08	Open	1.0750	1,019.50	1,019.50	0.00	0.90	0.00	0.00	6,507.02	0.00			
MB12-MBIA ESD 100 AGREEMENT	AR-0041	State Pool	08/31/16	Open	1.0575	3,923,695.98	3,923,695.98	0.00	3,407.49	0.00	0.00	23,695.98	0.00			
MB13-MBIA ASSISTANCE DIST #1	AR-0042	State Pool	08/31/16	Open	1.0575	12,065,574.85	12,065,574.85	0.00	10,478.25	0.00	0.00	65,574.85	0.00			
MB14-MBIA GR PARKWAY OPERATIONS	AR-0043	State Pool	08/31/16	Open	1.0575	4,551,656.94	4,551,656.94	0.00	3,952.84	0.00	0.00	51,651.46	0.00			
MB15-FACILITIES BONDS 2016	AR-0044	State Pool	08/31/16	Open	1.0575	30,182,277.27	30,182,277.27	0.00	26,211.45	0.00	0.00	182,257.94	0.00			
MB16-MOBILITY BONDS 2016	AR-0045	State Pool	08/31/16	Open	1.0570	20,158,162.42	20,158,162.42	0.00	18,598.06	0.00	0.00	158,162.42	0.00			
MB17 - SR LIEN BOND 2016	AR-0046	State Pool	12/09/16	Open	1.0562	23,120,712.01	23,120,712.01	0.00	21,788.75	0.00	0.00	120,712.01	0.00			
State Pool Total						<u>1.0614</u>	<u>235,712,332.65</u>	<u>235,712,332.65</u>	<u>0.00</u>	<u>221,000.39</u>	<u>0.00</u>	<u>0.00</u>	<u>1,322,931.24</u>	<u>0.00</u>		
Investment Total						<u>1.0308</u>	<u>410,509,099.27</u>	<u>410,513,079.11</u>	<u>0.00</u>	<u>330,572.58</u>	<u>26,900.00</u>	<u>0.00</u>	<u>26,933,556.62</u>	<u>269,766.67</u>		

Premium/Discount Amortization
Ft. Bend County
Effective Interest - Actual Life
Receipts in Period
04/01/17 - 04/30/17

12

CUSIP	Invest Number	Security Description	Purchase Date	Amortiz Date	Yield Earned	Beginning Par Val/Shares	Beginning Unamor Val/Cost	Premium Discount	Ending Par Val/Shares	Ending Amor Val/Cost	Unamor Prem/Dscnt	Amortization In the Perd	Amortization Purch/Date
FFCB													
3133EGJX4	16-0004	FFCB 1.08 07/05/19	07/05/16	07/05/19	<u>1.0800</u>	<u>8,500,000.00</u>	<u>8,500,000.00</u>	<u>0.00</u>	<u>8,500,000.00</u>	<u>8,500,000.00</u>	<u>0.00</u>	<u>0.00</u>	<u>0.00</u>
FFCB Total						<u>1.0800</u>	<u>8,500,000.00</u>	<u>8,500,000.00</u>	<u>0.00</u>	<u>8,500,000.00</u>	<u>8,500,000.00</u>	<u>0.00</u>	<u>0.00</u>
FHLMC													
3134G9H42	16-0002	FHLMC 0.70 12/29/17	06/30/16	12/29/17	0.7000	10,000,000.00	10,000,000.00	0.00	10,000,000.00	10,000,000.00	0.00	0.00	0.00
3137EAEA3	16-0001	FHLMC 0.75 04/09/18	06/29/16	04/09/18	0.6790	6,000,000.00	6,007,505.28	-7,505.28	6,000,000.00	6,003,979.84	-3,979.84	-352.29	-3,525.44
3134G9G76	16-0003	FHLMC 0.80 06/29/18	06/30/16	06/29/18	<u>0.8000</u>	<u>14,500,000.00</u>	<u>14,500,000.00</u>	<u>0.00</u>	<u>14,500,000.00</u>	<u>14,500,000.00</u>	<u>0.00</u>	<u>0.00</u>	<u>0.00</u>
FHLMC Total						<u>0.7434</u>	<u>30,500,000.00</u>	<u>30,507,505.28</u>	<u>-7,505.28</u>	<u>30,500,000.00</u>	<u>30,503,979.84</u>	<u>-3,979.84</u>	<u>-352.29</u>
Money Market													
Prosperity-Money Market Accts.			AR-0009	Money Market		11/30/03	Open	1.0363	<u>128,399,446.75</u>	<u>128,399,446.75</u>	0.00	<u>135,796,766.62</u>	<u>135,796,766.62</u>
Money Market Total								<u>1.0363</u>	<u>128,399,446.75</u>	<u>128,399,446.75</u>	<u>0.00</u>	<u>135,796,766.62</u>	<u>135,796,766.62</u>
State Pool													
MB02-MBIA General			AR-0015	State Pool		11/01/08	Open	1.0554	55,419,543.42	55,419,543.42	0.00	35,461,258.58	35,461,258.58
MB03-MBIA Road & Bridge			AR-0016	State Pool		11/01/08	Open	1.0568	16,014,876.51	16,014,876.51	0.00	14,028,151.02	14,028,151.02
MB04-MBIA Drainage			AR-0017	State Pool		11/01/08	Open	1.0571	14,694,481.45	14,694,481.45	0.00	13,706,931.07	13,706,931.07
MB06-MBIA Toll Rd. Operations			AR-0019	State Pool		11/01/08	Open	1.0575	8,335,418.85	8,335,418.85	0.00	8,342,663.96	8,342,663.96
TT00-TX TERM General			AR-0022	State Pool		11/01/08	Open	0.7426	1,015.83	1,015.83	0.00	1,016.45	1,016.45
TT02-TX TERM Toll Rd. Operation			AR-0024	State Pool		11/01/08	Open	0.7434	1,014.67	1,014.67	0.00	1,015.29	1,015.29
TT04-TX TERM Road & Bridge			AR-0026	State Pool		11/01/08	Open	0.7448	1,012.83	1,012.83	0.00	1,013.45	1,013.45
TT05-TX TERM Drainage			AR-0027	State Pool		11/01/08	Open	0.7604	336.01	336.01	0.00	336.22	336.22
LOG1-Logic- General			AR-0028	State Pool		11/10/08	Open	1.0738	70,102,928.71	70,102,928.71	0.00	70,164,803.09	70,164,803.09
LOG2-Logic-Toll Rd.Operations			AR-0029	State Pool		11/10/08	Open	1.0687	1,024.57	1,024.57	0.00	1,025.47	1,025.47
LOG5-Logic-Drainage			AR-0032	State Pool		11/10/08	Open	1.0754	1,018.18	1,018.18	0.00	1,019.08	1,019.08
LOG8-Logic-Road & Bridge			AR-0035	State Pool		11/10/08	Open	1.0750	1,018.60	1,018.60	0.00	1,019.50	1,019.50
MB12-MBIA ESD 100 AGREEMENT			AR-0041	State Pool		08/31/16	Open	1.0575	3,920,288.49	3,920,288.49	0.00	3,923,695.98	3,923,695.98
MB13-MBIA ASSISTANCE DIST #1			AR-0042	State Pool		08/31/16	Open	1.0575	12,055,096.60	12,055,096.60	0.00	12,065,574.85	12,065,574.85
MB14-MBIA GR PARKWAY OPERATIONS			AR-0043	State Pool		08/31/16	Open	1.0575	4,547,704.10	4,547,704.10	0.00	4,551,656.94	4,551,656.94
MB15-FACILITIES BONDS 2016			AR-0044	State Pool		08/31/16	Open	1.0575	30,156,065.82	30,156,065.82	0.00	30,182,277.27	30,182,277.27
MB16-MOBILITY BONDS 2016			AR-0045	State Pool		08/31/16	Open	1.0570	22,139,564.36	22,139,564.36	0.00	20,158,162.42	20,158,162.42
MB17 - SR LIEN BOND 2016			AR-0046	State Pool		12/09/16	Open	<u>1.0562</u>	<u>28,098,923.26</u>	<u>28,098,923.26</u>	<u>0.00</u>	<u>23,120,712.01</u>	<u>23,120,712.01</u>
State Pool Total								<u>1.0614</u>	<u>265,491,332.26</u>	<u>265,491,332.26</u>	<u>0.00</u>	<u>235,712,332.65</u>	<u>235,712,332.65</u>
Investment Total								<u>1.0308</u>	<u>432,890,779.01</u>	<u>432,898,284.29</u>	<u>-7,505.28</u>	<u>410,509,099.27</u>	<u>410,513,079.11</u>
											<u>-3,979.84</u>	<u>-352.29</u>	<u>-3,525.44</u>

Open Investments

Ft. Bend County

Effective Interest - Actual Life

Receipts in Period

04/30/17

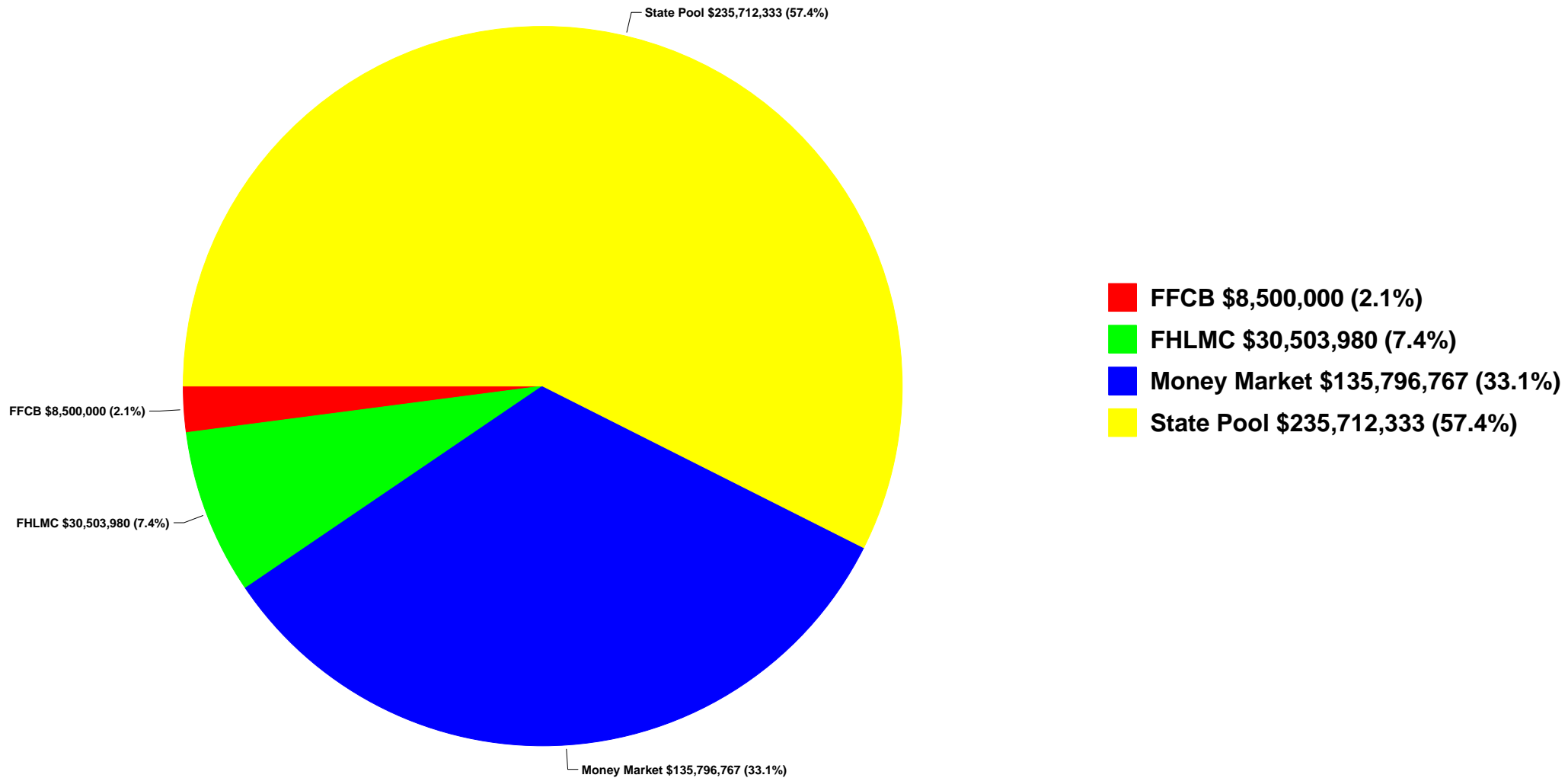
13

CUSIP	Invest Number	Security Description	Invest Class	Purchase Date	Call Date	Purchase Institut	SafeKeep Institut	Issuing Institut	Yield Matur	Yield Call	Original Unit Cost	Original Par Val/Shares	Original Princ/Cost	Orig Prem Discount	Ending Unit Price	Ending Par Val/Shares	Ending Amor Val/Cost	Unamor Prem/Dscent
FFCB																		
3133BGTX4	16-0004	FFCB 1.08 07/05/19		07/05/16	Open	700	100	None	1.0800	1.0800	1.000000	8,500,000.00	8,500,000.00	0.00	1.000000	8,500,000.00	8,500,000.00	0.00
FFCB Total									<u>1.0800</u>	<u>1.0800</u>	<u>1.000000</u>	<u>8,500,000.00</u>	<u>8,500,000.00</u>	<u>0.00</u>	<u>1.000000</u>	<u>8,500,000.00</u>	<u>8,500,000.00</u>	<u>0.00</u>
FHLMC																		
3134G9H42	16-0002	FHLMC 0.70 12/29/17		06/30/16	Open	700	100	None	0.7000	0.7000	1.000000	10,000,000.00	10,000,000.00	0.00	1.000000	10,000,000.00	10,000,000.00	0.00
3137EAEA3	16-0001	FHLMC 0.75 04/09/18		06/29/16	Open	700	100	None	0.6790	0.6790	1.001251	6,000,000.00	6,007,505.28	-7,505.28	1.000663	6,000,000.00	6,003,979.84	-3,979.84
3134G9G76	16-0003	FHLMC 0.80 06/29/18		06/30/16	Open	1200	100	None	0.8000	0.8000	1.000000	14,500,000.00	14,500,000.00	0.00	1.000000	14,500,000.00	14,500,000.00	0.00
FHLMC Total									<u>0.7434</u>	<u>0.7434</u>	<u>1.000246</u>	<u>30,500,000.00</u>	<u>30,507,505.28</u>	<u>-7,505.28</u>	<u>1.000130</u>	<u>30,500,000.00</u>	<u>30,503,979.84</u>	<u>-3,979.84</u>
Money Market																		
Prosperity-Money Market Accts.	AR-0009	Money Market		11/30/03	Open	100	100	100	1.0820	1.0820	1.000000	12,505,577.66	12,505,577.66	0.00	1.000000	135,796,766.62	135,796,766.62	0.00
Money Market Total									<u>1.0820</u>	<u>1.0820</u>	<u>1.000000</u>	<u>12,505,577.66</u>	<u>12,505,577.66</u>	<u>0.00</u>	<u>1.000000</u>	<u>135,796,766.62</u>	<u>135,796,766.62</u>	<u>0.00</u>
State Pool																		
MB02-MBIA General	AR-0015	State Pool		11/01/08	Open	2000	2000	2000	1.0600	1.0600	1.000000	17,374,917.83	17,374,917.83	0.00	1.000000	35,461,258.58	35,461,258.58	0.00
MB03-MBIA Road & Bridge	AR-0016	State Pool		11/01/08	Open	2000	2000	2000	1.0600	1.0600	1.000000	2,856,438.24	2,856,438.24	0.00	1.000000	14,028,151.02	14,028,151.02	0.00
MB04-MBIA Drainage	AR-0017	State Pool		11/01/08	Open	2000	2000	2000	1.0600	1.0600	1.000000	1,267,218.21	1,267,218.21	0.00	1.000000	13,706,931.07	13,706,931.07	0.00
MB06-MBIA Toll Rd. Operations	AR-0019	State Pool		11/01/08	Open	2000	2000	2000	1.0600	1.0600	1.000000	3,143,377.27	3,143,377.27	0.00	1.000000	8,342,663.96	8,342,663.96	0.00
TT00-TX TERM General	AR-0022	State Pool		11/01/08	Open	2005	2005	2005	0.7500	0.7500	1.000000	10,006,437.87	10,006,437.87	0.00	1.000000	1,016.45	1,016.45	0.00
TT02-TX TERM Toll Rd. Operation	AR-0024	State Pool		11/01/08	Open	2005	2005	2005	0.7500	0.7500	0.000000	0.00	0.00	0.00	1,015.29	1,015.29	0.00	
TT04-TX TERM Road & Bridge	AR-0026	State Pool		11/01/08	Open	2005	2005	2005	0.7500	0.7500	1.000000	10,463.28	10,463.28	0.00	1.000000	1,013.45	1,013.45	0.00
TT05-TX TERM Drainage	AR-0027	State Pool		11/01/08	Open	2005	2005	2005	0.7500	0.7500	1.000000	109,774.61	109,774.61	0.00	1.000000	336.22	336.22	0.00
LOG1-Logic- General	AR-0028	State Pool		11/10/08	Open	200	200	200	1.0739	1.0739	1.000000	10,000,000.00	10,000,000.00	0.00	1.000000	70,164,803.09	70,164,803.09	0.00
LOG2-Logic-Toll Rd.Operations	AR-0029	State Pool		11/10/08	Open	200	200	200	1.0739	1.0739	1.000000	2,000,000.00	2,000,000.00	0.00	1.000000	1,025.47	1,025.47	0.00
LOG5-Logic-Drainage	AR-0032	State Pool		11/10/08	Open	200	200	200	1.0739	1.0739	1.000000	500,000.00	500,000.00	0.00	1.000000	1,019.08	1,019.08	0.00
LOG8-Logic-Road & Bridge	AR-0035	State Pool		11/10/08	Open	200	200	200	1.0739	1.0739	1.000000	1,000,000.00	1,000,000.00	0.00	1.000000	1,019.50	1,019.50	0.00
MB12-MBIA ESD 100 AGREEMENT	AR-0041	State Pool		08/31/16	Open	2000	2000	2000	1.0600	1.0600	1.000000	3,900,000.00	3,900,000.00	0.00	1.000000	3,923,695.98	3,923,695.98	0.00
MB13-MBIA ASSISTANCE DIST #1	AR-0042	State Pool		08/31/16	Open	2000	2000	2000	1.0600	1.0600	1.000000	10,000,000.00	10,000,000.00	0.00	1.000000	12,065,574.85	12,065,574.85	0.00
MB14-MBIA GR PARKWAY OPERATIONS	AR-0043	State Pool		08/31/16	Open	2000	2000	2000	1.0600	1.0600	1.000000	8,500,000.00	8,500,000.00	0.00	1.000000	4,551,656.94	4,551,656.94	0.00
MB15-FACILITIES BONDS 2016	AR-0044	State Pool		08/31/16	Open	2000	2000	2000	1.0600	1.0600	1.000000	30,000,000.00	30,000,000.00	0.00	1.000000	30,182,277.27	30,182,277.27	0.00
MB16-MOBILITY BONDS 2016	AR-0045	State Pool		08/31/16	Open	2000	2000	2000	1.0600	1.0600	1.000000	30,000,000.00	30,000,000.00	0.00	1.000000	20,158,162.42	20,158,162.42	0.00
MB17 - SR LIEN BOND 2016	AR-0046	State Pool		12/09/16	Open	2000	2000	2000	1.0600	1.0600	1.000000	35,000,000.00	35,000,000.00	0.00	1.000000	23,120,712.01	23,120,712.01	0.00
State Pool Total									<u>1.0641</u>	<u>1.0641</u>	<u>1.000000</u>	<u>165,668,627.31</u>	<u>165,668,627.31</u>	<u>0.00</u>	<u>1.000000</u>	<u>235,712,332.65</u>	<u>235,712,332.65</u>	<u>0.00</u>
Investment Total									<u>1.0462</u>	<u>1.0462</u>	<u>1.000035</u>	<u>217,174,204.97</u>	<u>217,181,710.25</u>	<u>-7,505.28</u>	<u>1.000010</u>	<u>410,509,099.27</u>	<u>410,513,079.11</u>	<u>-3,979.84</u>

Open Investments
Ft. Bend County
Effective Interest - Actual Life
Receipts in Period
04/30/17

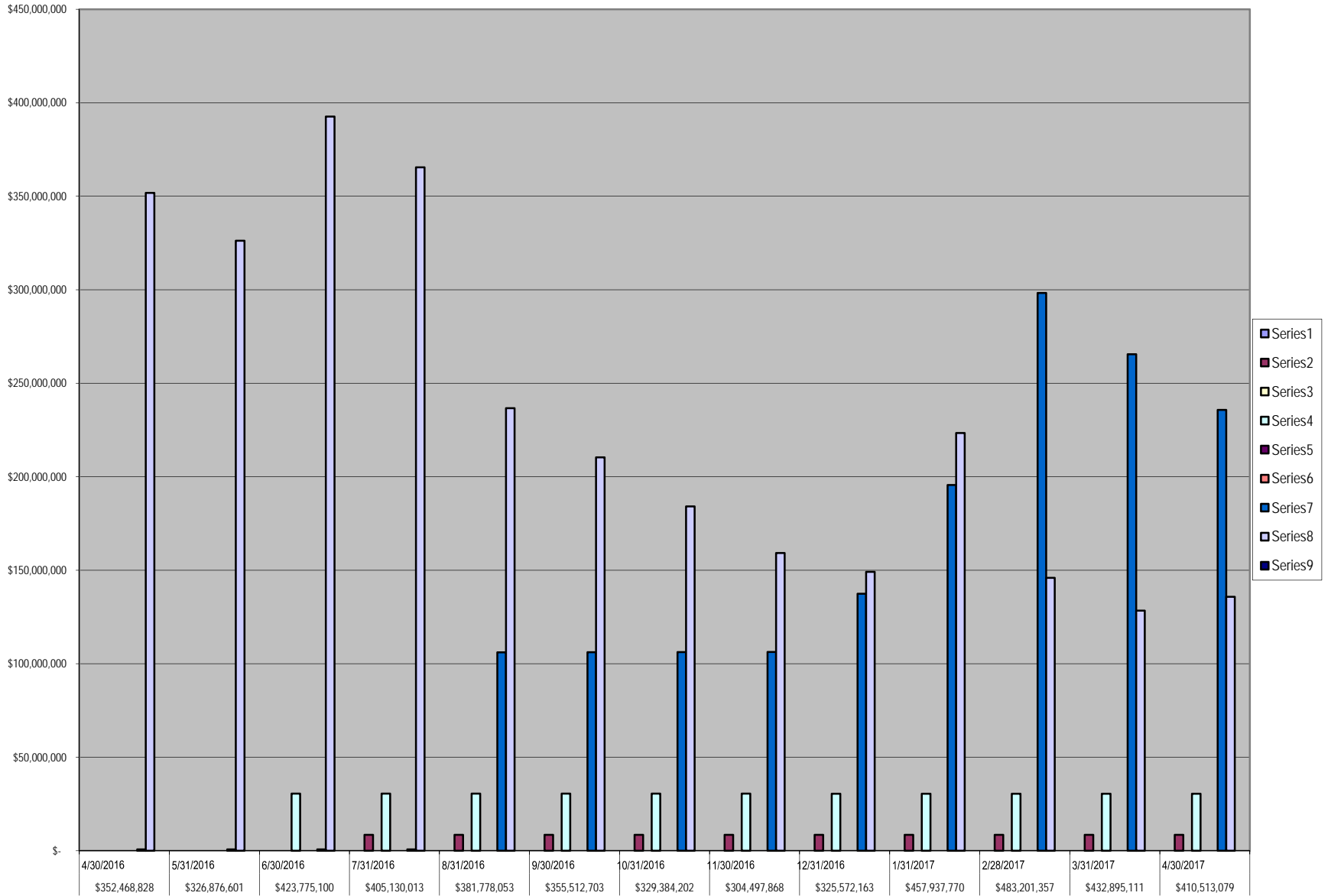
By Security

Open Investments \$410,513,079



FBC INVESTMENT TRAILING 12 MONTHS

Open Investments		FARMERS MAC DN	FFCB	FHLB	FHLMC	FNMA	FNMA DISCOUNT NOTE	State Pool	Prosperity Money Market	Prosperity - Invst. Acct.
\$ 352,468,828	4/30/2016	\$ -	\$ -	\$ -	\$ -	\$ -	\$ -	\$ 686,566	\$ 351,782,262	\$ -
\$ 326,876,601	5/31/2016	\$ -	\$ -	\$ -	\$ -	\$ -	\$ -	\$ 686,910	\$ 326,189,691	\$ -
\$ 423,775,100	6/30/2016	\$ -	\$ -	\$ -	\$ 30,507,482	\$ -	\$ -	\$ 687,266	\$ 392,580,351	\$ -
\$ 405,130,013	7/31/2016	\$ -	\$ 8,500,000	\$ -	\$ 30,507,135	\$ -	\$ -	\$ 687,638	\$ 365,435,240	\$ -
\$ 381,778,053	8/31/2016	\$ -	\$ 8,500,000	\$ -	\$ 30,506,787	\$ -	\$ -	\$ 106,090,584	\$ 236,680,683	\$ -
\$ 355,512,703	9/30/2016	\$ -	\$ 8,500,000	\$ -	\$ 30,506,440	\$ -	\$ -	\$ 106,157,420	\$ 210,348,843	\$ -
\$ 329,384,202	10/31/2016	\$ -	\$ 8,500,000	\$ -	\$ 30,506,440	\$ -	\$ -	\$ 106,231,840	\$ 184,144,857	\$ -
\$ 304,497,868	11/30/2016	\$ -	\$ 8,500,000	\$ -	\$ 30,505,738	\$ -	\$ -	\$ 106,304,648	\$ 159,187,483	\$ -
\$ 325,572,163	12/31/2016	\$ -	\$ 8,500,000	\$ -	\$ 30,505,386	\$ -	\$ -	\$ 137,401,990	\$ 149,164,787	\$ -
\$ 457,937,770	1/31/2017	\$ -	\$ 8,500,000	\$ -	\$ 30,505,035	\$ -	\$ -	\$ 195,548,001	\$ 223,384,734	\$ -
\$ 483,201,357	2/28/2017	\$ -	\$ 8,500,000	\$ -	\$ 30,504,684	\$ -	\$ -	\$ 298,250,107	\$ 145,946,566	\$ -
\$ 432,895,111	3/31/2017	\$ -	\$ 8,500,000	\$ -	\$ 30,504,332	\$ -	\$ -	\$ 265,491,332	\$ 128,399,447	\$ -
\$ 410,513,079	4/30/2017	\$ -	\$ 8,500,000	\$ -	\$ 30,503,980	\$ -	\$ -	\$ 235,712,333	\$ 135,796,767	\$ -



Wendt, Sandra

From: Laura Turner (111) <Laura.Turner@prosperitybankusa.com>
Sent: Monday, April 03, 2017 9:58 AM
To: Brogdon, Jennifer; Segura, Maria; Elster, Melissa; Schultz, Patsy; Wendt, Sandra
Subject: April Interest Rate

In accordance to the Depository bid, the variable interest rate for the month of April will reflect the change in the 91 day T-bill rate. The 91 day T-bill investment rate is 0.792%. Rate paid will be 1.082% (0.792% + .29) on the General Fund and all other accounts.

Thank you!

Laura

Laura Turner 

Assistant Vice President

Lending Assistant

Prosperity Bank

Sugar Land Banking Center

14060 Southwest Freeway

Sugar Land, TX 77478

Phone: 281-269-7200

Direct: 281-269-7254

Fax: 281-269-7108

Email: laura.turner@prosperitybankusa.com

NYSE: PB

Handy information should the need arise.....

281-242-4762 Fastline

1.866.985.2273 To Activate & Pin your Debit Card

1.800.684.2132 Report your card Lost/Stolen ATM/Debit Card

1.800.531.1401 Customer Service Center Mon-->Fri. 7am-7pm & Sat. 9am-5pm (can also assist with debit card issues).



Please consider the environment before printing this e-mail - think Green



This transmission may contain information that is privileged, confidential and or exempt from disclosure under applicable law. If you are not the intended recipient, you are hereby notified that any disclosure, copying, distribution or use of the information contained herein (including any reliance thereon) is STRICTLY



Daily Rates

April 2017

TXCLASS

Average Monthly Yield: 1.06%

Date	Dividend Rate	Annual Yield
01-Apr-17	0.000028020	1.03%
02-Apr-17	0.000028020	1.03%
03-Apr-17	0.000028143	1.03%
04-Apr-17	0.000028336	1.04%
05-Apr-17	0.000028362	1.04%
06-Apr-17	0.000028528	1.04%
07-Apr-17	0.000028560	1.05%
08-Apr-17	0.000028560	1.05%
09-Apr-17	0.000028560	1.05%
10-Apr-17	0.000028997	1.06%
11-Apr-17	0.000028966	1.06%
12-Apr-17	0.000028982	1.06%
13-Apr-17	0.000029016	1.06%
14-Apr-17	0.000029178	1.07%
15-Apr-17	0.000029178	1.07%
16-Apr-17	0.000029178	1.07%
17-Apr-17	0.000029181	1.07%
18-Apr-17	0.000029181	1.07%
19-Apr-17	0.000029181	1.07%
20-Apr-17	0.000029181	1.07%
21-Apr-17	0.000029181	1.07%
22-Apr-17	0.000029181	1.07%
23-Apr-17	0.000029181	1.07%
24-Apr-17	0.000029263	1.07%
25-Apr-17	0.000029455	1.08%
26-Apr-17	0.000029455	1.08%
27-Apr-17	0.000029455	1.08%
28-Apr-17	0.000029455	1.08%
29-Apr-17	0.000029455	1.08%
30-Apr-17	0.000029455	1.08%

Current Rates:

As of April 30, 2017

Current Yield¹	<u>0.75%</u>
One-Day Yield¹	<u>0.75%</u>
Allocation Factor¹	<u>0.000020616</u>

Historical Rates

Monthly Distribution Yields²

	<u>2008</u>	<u>2009</u>	<u>2010</u>	<u>2011</u>	<u>2012</u>	<u>2013</u>	<u>2014</u>	<u>2015</u>	<u>2016</u>	<u>2017</u>
January	4.27%	1.14%	0.17%	0.14%	0.08%	0.12%	0.04%	0.07%	0.35%	0.58%
February	3.57%	0.83%	0.17%	0.17%	0.10%	0.10%	0.04%	0.08%	0.39%	0.59%
March	2.98%	0.74%	0.18%	0.14%	0.10%	0.10%	0.04%	0.09%	0.41%	0.66%
April	2.51%	0.63%	0.19%	0.10%	0.10%	0.08%	0.04%	0.09%	0.42%	0.75%
May	2.36%	0.55%	0.19%	0.09%	0.12%	0.08%	0.04%	0.09%	0.43%	
June	2.26%	0.50%	0.21%	0.09%	0.13%	0.05%	0.04%	0.09%	0.44%	
July	2.29%	0.42%	0.23%	0.06%	0.13%	0.05%	0.05%	0.10%	0.45%	
August	2.39%	0.41%	0.24%	0.08%	0.13%	0.05%	0.06%	0.11%	0.47%	
September	2.38%	0.37%	0.21%	0.07%	0.13%	0.05%	0.06%	0.13%	0.50%	
October	2.65%	0.27%	0.19%	0.07%	0.13%	0.04%	0.06%	0.15%	0.47%	
November	2.13%	0.26%	0.17%	0.08%	0.13%	0.04%	0.06%	0.15%	0.45%	
December	1.79%	0.23%	0.15%	0.11%	0.13%	0.04%	0.07%	0.23%	0.50%	

**Call Toll-Free
1-866-TEX-TERM**

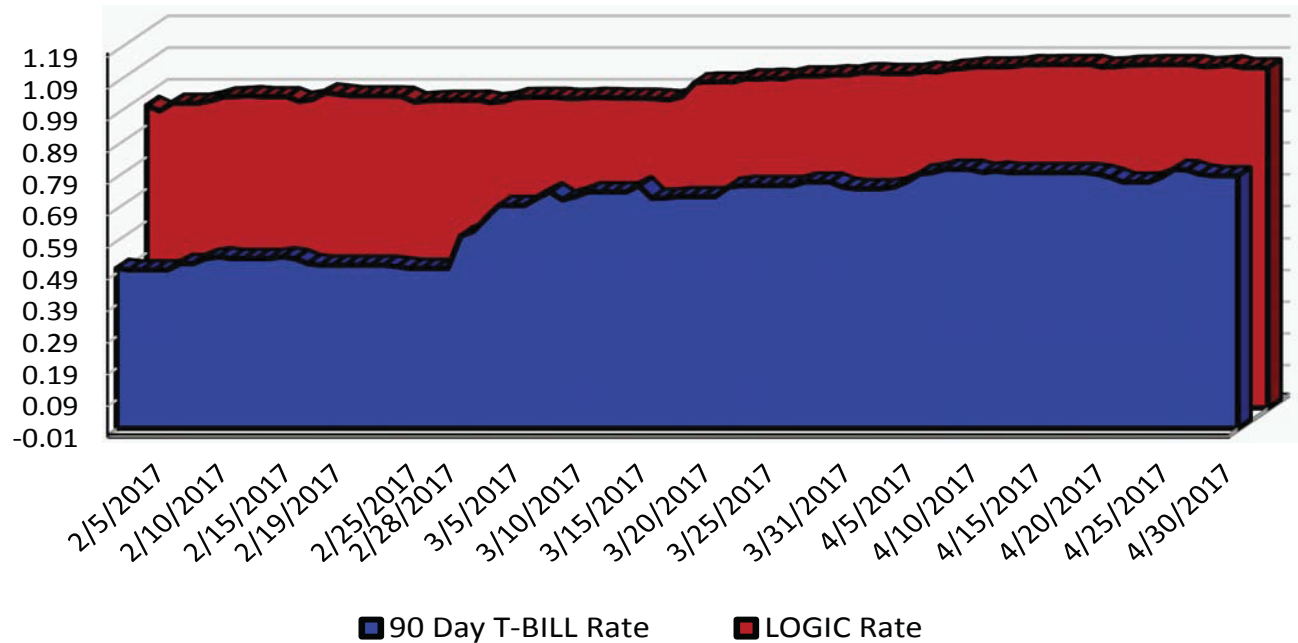
Past performance is not indicative of future results and yields may vary.

(1) The current yield, which is also known as the current annualized yield or current seven-day yield, represents the net change, exclusive of capital changes and income other than investment income, in the value of a hypothetical account with a balance of one share (normally \$1.00 per share) over a seven-day base period expressed as a percentage of the value of one share at the beginning of the seven-day period. This resulting net change in account value is then annualized by multiplying it by 365 and dividing the result by 7. The yields shown may reflect fee waivers by service providers that subsidize and reduce the total operating expenses of the TexasDAILY portfolio. Portfolio yields would be lower if there were no such waivers. The allocation factor represents the daily net income dividend declared by the TexasDAILY portfolio divided by the portfolio's daily net assets. The one-day yield represents the allocation factor of the TexasDAILY portfolio divided by the daily net asset value per share (normally \$1.00) multiplied by 365. Unlike the current yield—which excludes capital changes and income other than investment income—the allocation factor and one-day yield are inclusive of capital changes and any income other than investment income.

(2) The monthly distribution yield represents the sum of a month's one-day allocation factors divided by the number of days in that month, and multiplied by 365. The yields shown may reflect fee waivers by service providers that subsidize and reduce the total operating expenses of the TexasDAILY portfolio. Portfolio yields would be lower if there were no such waivers.

*This information is for institutional investor use only, not for further distribution to retail investors, and does not represent an offer to sell or a solicitation of an offer to buy or sell any fund or other security. Investors should consider the Pool's investment objectives, risks, charges and expenses before investing. This and other information about the Pool is available in the Pool's Information Statement, which should be read carefully before investing. A copy of the Pool's Information Statement may be obtained by calling 1-866-839-8376 or is available on the Pool's website at www.texasterm.net. While TexasDAILY seeks to maintain a stable net asset value of \$1.00 per share and TexasTERM seeks to achieve a net asset value of \$1.00 per share at its stated maturity, it is possible to lose money investing in the Pool. An investment in the Pool is not insured or guaranteed by the Federal Deposit Insurance Corporation or any other government agency. Shares of the Pool are distributed by **PFM Fund Distributors, Inc.**, member Financial Industry Regulatory Authority (FINRA) (www.finra.org) and Securities Investor Protection Corporation (SIPC) (www.sipc.org). PFM Fund Distributors, Inc. is a wholly owned subsidiary of PFM Asset Management LLC.*

LOGIC versus 90-Day Treasury Bill



This material is for information purposes only. This information does not represent an offer to buy or sell a security. The above rate information is obtained from sources that are believed to be reliable; however, its accuracy or completeness may be subject to change. The LOGIC management fee may be waived in full or in part at the discretion of the LOGIC co-administrators and the LOGIC rate for the period shown reflects waiver of fees. This table represents historical investment performance/return to the customer, net of fees, and is not an indication of future performance. An investment in the security is not insured or guaranteed by the Federal Deposit Insurance Corporation or any other government agency. Although the issuer seeks to preserve the value of an investment at \$1.00 per share, it is possible to lose money by investing in the security. Information about these and other program details are in the fund's Information Statement which should be read carefully before investing. The yield on the 90-Day Treasury Bill ("T-Bill Yield") is shown for comparative purposes only. When comparing the investment returns of the LOGIC pool to the T-Bill Yield, you should know that the LOGIC pool consist of allocations of specific diversified securities as detailed in the respective Information Statements. The T-Bill Yield is taken from Bloomberg Finance L.P. and represents the daily closing yield on the then current 90-day T-Bill.

Daily Summary for April 2017

Date	Mny Mkt Fund Equiv. [SEC Std.]	Daily Allocation Factor	LOGIC Invested Balance	Market Value Per Share	WAM Days (1)*	WAM Days (2)*
4/1/2017	1.0530%	0.000028850	\$6,727,258,315.21	1.000151	29	64
4/2/2017	1.0530%	0.000028850	\$6,727,258,315.21	1.000151	29	64
4/3/2017	1.0601%	0.000029044	\$6,728,410,435.21	1.000193	29	64
4/4/2017	1.0571%	0.000028961	\$6,727,171,031.59	1.000197	31	64
4/5/2017	1.0660%	0.000029205	\$6,749,253,454.80	1.000201	35	70
4/6/2017	1.0688%	0.000029283	\$6,730,073,070.15	1.000211	35	69
4/7/2017	1.0739%	0.000029421	\$6,697,449,460.00	1.000176	35	68
4/8/2017	1.0739%	0.000029421	\$6,697,449,460.00	1.000176	35	68
4/9/2017	1.0739%	0.000029421	\$6,697,449,460.00	1.000176	35	68
4/10/2017	1.0750%	0.000029453	\$6,698,545,648.87	1.000216	34	68
4/11/2017	1.0811%	0.000029620	\$6,705,234,313.88	1.000222	35	69
4/12/2017	1.0802%	0.000029595	\$6,681,385,452.05	1.000219	35	72
4/13/2017	1.0814%	0.000029627	\$6,605,059,067.09	1.000166	34	70
4/14/2017	1.0814%	0.000029627	\$6,605,059,067.09	1.000166	34	70
4/15/2017	1.0814%	0.000029627	\$6,605,059,067.09	1.000166	34	70
4/16/2017	1.0814%	0.000029627	\$6,605,059,067.09	1.000166	34	70
4/17/2017	1.0732%	0.000029403	\$6,604,145,303.23	1.000220	33	70
4/18/2017	1.0744%	0.000029436	\$6,611,962,164.55	1.000220	32	71
4/19/2017	1.0792%	0.000029566	\$6,522,133,654.02	1.000220	32	72
4/20/2017	1.0798%	0.000029583	\$6,545,440,035.65	1.000212	32	72
4/21/2017	1.0811%	0.000029618	\$6,496,980,787.36	1.000171	31	71
4/22/2017	1.0811%	0.000029618	\$6,496,980,787.36	1.000171	31	71
4/23/2017	1.0811%	0.000029618	\$6,496,980,787.36	1.000171	31	71
4/24/2017	1.0805%	0.000029603	\$6,492,959,822.71	1.000291	31	70
4/25/2017	1.0742%	0.000029429	\$6,652,189,437.96	1.000219	30	68
4/26/2017	1.0765%	0.000029493	\$6,649,045,197.34	1.000223	30	69
4/27/2017	1.0803%	0.000029597	\$6,583,085,003.57	1.000229	30	70
4/28/2017	1.0716%	0.000029359	\$6,573,201,990.89	1.000190	28	68
4/29/2017	1.0716%	0.000029359	\$6,573,201,990.89	1.000190	28	68
4/30/2017	1.0716%	0.000029359	\$6,573,201,990.89	1.000190	28	68
Average	1.0739%	0.000029422	\$6,628,622,787.97		32	69

Prosperity Bank
Money Market Accounts
April 30, 2017

FUND	DESCRIPTION	BEGINNING BALANCE	DEPOSITS	WITH- DRAWALS	INTEREST	ENDING BALANCE
100	General Operating	39,620,079.77	45,051,173.97	38,819,587.65	33,946.34	45,885,612.43
150	Juvenile Operations	10,619,776.63	237,558.16	1,545,267.04	8,634.14	9,320,701.89
155	Road & Bridge	1,344,475.94	2,915,042.71	1,667,441.93	1,503.87	2,593,580.59
160	Drainage District	1,153,597.34	1,142,722.88	649,702.99	1,089.15	1,647,706.38
165	Lateral Road	807,396.73	-	-	707.01	808,103.74
170	Statue Restoration	4,328.89	-	-	3.79	4,332.68
175	City Water Assistance	25,485.31	259.86	-	22.50	25,767.67
185	Entex Contributions	4.40	-	-	-	4.40
190	H L & P Assistance	62,699.12	-	736.68	54.56	62,017.00
195	County Law Library	1,183,529.76	39,919.47	24,006.18	1,045.88	1,200,488.93
200	Law Enforcement Academy	480,624.06	-	3,349.01	419.70	477,694.75
360	Law Enforcement Training	179,663.64	423.00	1,319.92	157.40	178,924.12
215	Library Donations	138,872.02	5,391.55	7,574.87	123.19	136,811.89
225	FBC Asset Forfeiture-Task-State	1,248,643.21	8,527.09	7,593.29	1,097.93	1,250,674.94
235	Probate Court Training	95,555.48	875.00	-	83.99	96,514.47
245	Alert Program-Juvenile	51,701.17	-	-	45.27	51,746.44
255	D A Asset Forfeiture-Fed.	52.00	-	-	0.05	52.05
265	Gus George Memorial	4,718.03	-	-	4.13	4,722.16
275	D A Special Fund Run	17,976.61	-	-	15.74	17,992.35
280	Co.Atty.Supplemental Salary	201,597.76	-	6,552.25	173.50	195,219.01
290	VIT Interest (Tax Coll)	12,614.26	2,602.75	-	12.67	15,229.68
300	FBC Elections	893,982.87	6,350.00	43,343.86	763.43	857,752.44
305	FBC Asset Forfeiture-Task-Fed.	10,976.48	-	2,953.21	8.67	8,031.94
310	Sheriff Ofc/Forfeiture-Assets-St.	343,879.37	13,731.84	342.47	309.59	357,578.33
315	Sheriff Ofc/Forfeiture-Assets-Fed.	304,194.16	-	2,616.00	265.47	301,843.63
320	Constable Pct. 2 F/A	2,347.77	-	-	2.06	2,349.83
335	DA Asset Forfeiture-State	182,807.99	2,855.87	5,007.90	160.11	180,816.07
810	Toll Road Operations	11,297,816.12	2,130,161.51	253,717.07	10,974.85	13,185,235.41
390	Child Protective Service IV-E	38,272.12	-	6,115.01	30.13	32,187.24
402	Hope 3 Program Sales	5,499.18	-	-	4.82	5,504.00
410	Child Support IVD Reimb.	249,380.33	-	-	218.37	249,598.70
415	Local Law Enf.Block Grant	49,058.31	-	15,835.79	34.18	33,256.70

Prosperity Bank
Money Market Accounts
April 30, 2017

440	Supervision	2,870,502.12	281,607.28	657,685.18	2,385.73	2,496,809.95
205	Surface Water Supply Corp.	7,823.73	-	-	6.85	7,830.58
TREA	Treasurer's Account	3,528,307.72	7,749,090.67	6,335,100.91	2,196.31	4,944,493.79
INVE	FBC Investment Account	-	22,500.00	22,500.00	0.67	0.67
850M	Boon-Chapman Medical	1,936,157.69	2,000,088.03	2,375,810.54	1,090.15	1,561,525.33
850D	Boon-Chapman Dental	965,613.99	0.60	162,189.23	766.94	804,192.30
882	Boon-Chapman 125	65,909.75	30,356.21	67,692.88	39.92	28,613.00
884	Fee Officer's Account	1,364,326.71	1,729,595.08	2,153,634.68	-	940,287.11
912	JP Credit Card Processing	141,907.61	253,851.52	344,057.20	75.66	51,777.59
908	EMS Credit Card Processing	21,169.52	12,074.53	20,994.52	6.83	12,256.36
600/605	Debt Service Account	15,526,598.67	374,233.98	22,722.67	13,767.48	15,891,877.46
GAS	FBC Fuel Account (Susser)	7.24	203,467.98	203,475.22	6.03	6.03
332	Fire Marshal St. Ass't. Forfeiture	659.80	-	-	0.58	660.38
JE04	JP #4 E-Filing	702.22	3,516.00	1,501.22	0.92	2,717.92
DACC	D A Credit Card Processing	2,713.92	3,113.91	5,374.86	0.89	453.86
PTCC	Public Transportation Credit Cards	302.20	1,028.74	971.40	0.47	360.01
CSCC	CSCD Credit Card	97,521.65	94,673.06	115,731.43	62.25	76,525.53
LBCC	Library Credit Card	6,313.78	9,390.78	13,333.17	1.94	2,373.33
JUCC	Juvenile Credit Card	1,670.44	1,838.68	3,138.92	0.52	370.72
815	Grand Pkwy Toll Road Ops	2,618,760.05	1,503,880.19	237,814.81	3,039.23	3,887,864.66
145	Emergency Svc Dist 100	126,773.29	382,230.45	-	246.98	509,250.72
130	Assistant Dist Number 1	2,985,610.78	280,640.72	1,500.00	2,754.99	3,267,506.49
131	Assistant Dist Number 2	1,649,885.20	56,591.20	1,100.00	1,472.65	1,706,849.05
133	Assistant Dist Number 4	593,263.81	16,136.71	425.00	527.40	609,502.92
134	Assistant Dist Number 5	128,629.34	4,202.85	425.00	114.52	132,521.71
805	Grand Pkwy Toll RD Rev Bond	4,804,319.74	-	-	4,207.00	4,808,526.74
206	Industrial Development Corp	124,594.32	-	-	109.10	124,703.42
135	Assistant Dist Number 6	1,925,279.38	87,692.27	11,010.50	1,726.27	2,003,687.42
CCCS	Non Fee Officer CC Clearing Acct	74,114.70	27,156.58	65.55	76.11	101,281.84
801	Sr. Lien Toll Rd Rev Bonds 2014	1,982,364.09	-	200,975.39	1,664.41	1,783,053.11
802	Sr. Lien Toll Rd Rev Bonds 2016	6,612,726.60	5,000,000.00	6,992,366.75	5,020.16	4,625,380.01
JPMT	Juror Payments	20,009.26	-	6,443.26	14.81	13,580.81
	Engineering Permitting E-Check	3,182.76	600.00	2.76	3.07	3,783.07

Prosperity Bank
Money Market Accounts
April 30, 2017

207	FBC Historical Commission	-	-	-	-	-
208	East FBC Development	-	-	-	-	-
742	Facilities Bonds 2016	2,508,348.38	-	2,313,548.07	1,686.91	196,487.22
744	Mobility Bonds 2016	1,308,773.64	2,022,500.00	1,087,251.76	1,290.81	2,245,312.69
748	Mobility Bonds 2017	3,762,995.82	-	-	3,295.14	3,766,290.96
JE11	JP 1-1 E-Filing	-	-	-	-	-
JE12	JP 1-2 E-Filing	-	-	-	-	-
JE02	JP 2 E-Filing	-	-	-	-	-
JE03	JP 3 E-Filing	-	-	-	-	-
	Total	128,399,446.75	73,709,653.68	66,421,906.00	109,572.19	135,796,766.62

Investment Report

Ft. Bend County

05/01/17 - 05/31/17

This report summarizes the investment position of Ft. Bend County for the period 05/01/17 to 05/31/17.

	04/30/17	05/31/17
Book Value	410,513,079.11	385,021,458.76
Market Value	410,310,579.27	384,827,771.52
Par Value	410,509,099.27	385,017,831.52
Change in Market Value		8,460.00
Weighted Average Maturity (in Days)	44	43
Weighted Average Yield-to-Maturity of Portfolio	1.0462%	1.0700%
Yield-to-Maturity of	0.0000%	0.0000%
Accrued Interest		27,155.00

This report is presented in accordance with the Texas Government Code Title 10 Section 2256.023. The below signed hereby certify that, to the best of their knowledge on the date this report was created, Ft. Bend County is in compliance with the provisions of Government Code 2256 and with the stated policies and strategies of Ft. Bend County.



 Director of Finance & Investments

8-10-17

 Date



 County Treasurer

8/10/2017

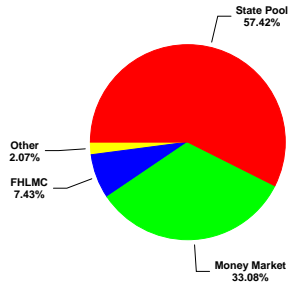
 Date

Investment Report

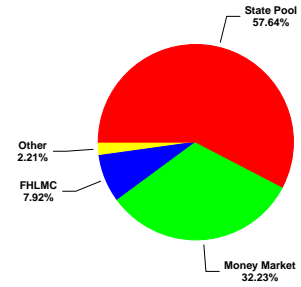
Ft. Bend County

05/01/17 - 05/31/17

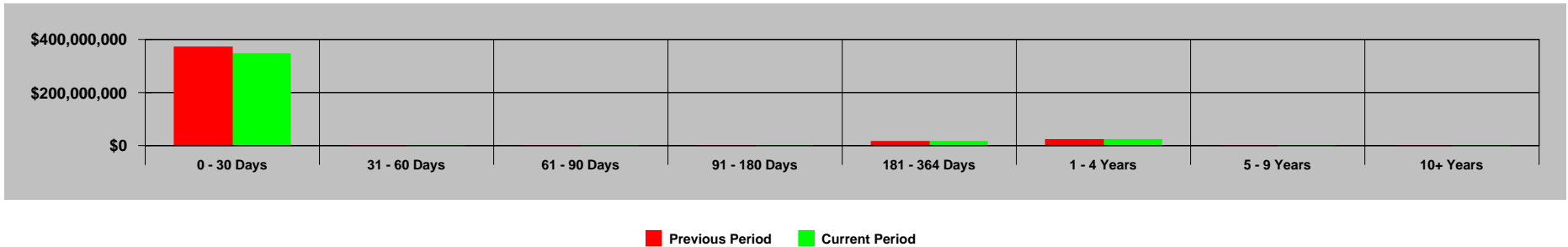
Portfolio Composition - 04/30/17



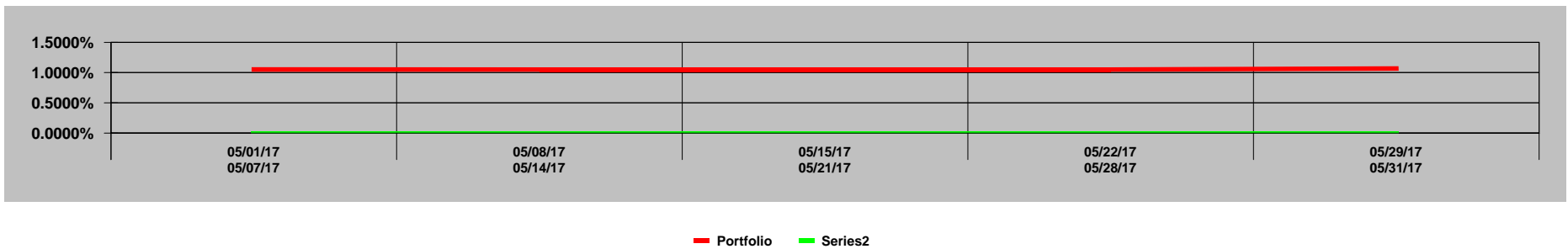
Portfolio Composition - 05/31/17



Maturity Aging - 04/30/17 vs 05/31/17



Portfolio Performance - 05/01/17 to 05/31/17



GASB 31 Compliance
Ft. Bend County
Effective Interest - Actual Life
Receipts in Period
05/01/17 - 05/31/17

CUSIP	Invest Number	Security Description	Purchase Date	Sale Date	Valuation Method	Yield Earned	Price Source 05/01/17	Beginning Unit Price	Par Value On 05/01/17	Reported Value 05/01/17	Purchase Cost	Sales Proceeds	Ending Unit Price	Par Value On 05/31/17	Price Source 05/31/17	Reported Value 05/31/17	Change in Fair Value	Interest	Net Investment Income
3137BARA3	16-0001	FHLMC 0.75 04/09/18	06/29/16	Open	Fair Value	0.7974	FTI	0.996250	6,000,000.00	5,977,500.00	0.00	0.00	0.996290	6,000,000.00	FTI	5,977,740.00	240.00	3,750.00	3,990.00
3134GSH42	16-0002	FHLMC 0.70 12/29/17	06/30/16	Open	Fair Value	0.7960	FTI	0.997200	10,000,000.00	9,972,000.00	0.00	0.00	0.997280	10,000,000.00	FTI	9,972,800.00	800.00	5,833.33	6,633.33
3134GSG76	16-0003	FHLMC 0.80 06/29/18	06/30/16	Open	Fair Value	1.1960	FTI	0.994540	14,500,000.00	14,420,830.00	0.00	0.00	0.994870	14,500,000.00	FTI	14,425,615.00	4,785.00	9,666.67	14,451.67
3133BGJX4	16-0004	FFCB 1.08 07/05/19	07/05/16	Open	Fair Value	1.4400	FTI	0.992900	8,500,000.00	8,431,150.00	0.00	0.00	0.992210	8,500,000.00	FTI	8,433,785.00	2,635.00	7,905.00	10,540.00
Prosperity-Money Market Accts.	AR-0009	Money Market	11/30/03	Open	Fair Value	1.0693	Manual	1.000000	135,796,766.62	135,796,766.62	0.00	11,698,845.39	1.000000	124,097,921.23	Manual	124,097,921.23	0.00	122,978.45	122,978.45
MB02-MBIA General	AR-0015	State Pool	11/01/08	Open	Fair Value	1.0856	Manual	1.000000	35,461,258.58	35,461,258.58	0.00	-32,696.47	1.000000	35,493,955.05	Manual	35,493,955.05	0.00	32,696.47	32,696.47
MB03-MBIA Road & Bridge	AR-0016	State Pool	11/01/08	Open	Fair Value	1.0856	Manual	1.000000	14,028,151.02	14,028,151.02	0.00	-12,934.45	1.000000	14,041,085.47	Manual	14,041,085.47	0.00	12,934.45	12,934.45
MB04-MBIA Drainage	AR-0017	State Pool	11/01/08	Open	Fair Value	1.0856	Manual	1.000000	13,706,931.07	13,706,931.07	0.00	-12,638.26	1.000000	13,719,569.33	Manual	13,719,569.33	0.00	12,638.26	12,638.26
MB06-MBIA Toll Rd. Operations	AR-0019	State Pool	11/01/08	Open	Fair Value	1.0856	Manual	1.000000	8,342,663.96	8,342,663.96	0.00	-7,692.21	1.000000	8,350,356.17	Manual	8,350,356.17	0.00	7,692.21	7,692.21
TT00-TX TERM General	AR-0022	State Pool	11/01/08	Open	Fair Value	0.7645	Manual	1.000000	1,016.45	1,016.45	0.00	-0.66	1.000000	1,017.11	Manual	1,017.11	0.00	0.66	0.66
TT02-TX TERM Toll Rd. Operation	AR-0024	State Pool	11/01/08	Open	Fair Value	0.7654	Manual	1.000000	1,015.29	1,015.29	0.00	-0.66	1.000000	1,015.95	Manual	1,015.95	0.00	0.66	0.66
TT04-TX TERM Road & Bridge	AR-0026	State Pool	11/01/08	Open	Fair Value	0.7551	Manual	1.000000	1,013.45	1,013.45	0.00	-0.65	1.000000	1,014.10	Manual	1,014.10	0.00	0.65	0.65
TT05-TX TERM Drainage	AR-0027	State Pool	11/01/08	Open	Fair Value	0.7704	Manual	1.000000	336.22	336.22	0.00	-0.22	1.000000	336.44	Manual	336.44	0.00	0.22	0.22
LOG1-Logic- General	AR-0028	State Pool	11/10/08	Open	Fair Value	1.0761	Manual	1.000000	70,164,803.09	70,164,803.09	0.00	-64,128.46	1.000000	70,228,931.55	Manual	70,228,931.55	0.00	64,128.46	64,128.46
LOG2-Logic-Toll Rd.Operations	AR-0029	State Pool	11/10/08	Open	Fair Value	1.0678	Manual	1.000000	1,025.47	1,025.47	0.00	-0.93	1.000000	1,026.40	Manual	1,026.40	0.00	0.93	0.93
LOG5-Logic-Drainage	AR-0032	State Pool	11/10/08	Open	Fair Value	1.0745	Manual	1.000000	1,019.08	1,019.08	0.00	-0.93	1.000000	1,020.01	Manual	1,020.01	0.00	0.93	0.93
LOG8-Logic-Road & Bridge	AR-0035	State Pool	11/10/08	Open	Fair Value	1.0740	Manual	1.000000	1,019.50	1,019.50	0.00	-0.93	1.000000	1,020.43	Manual	1,020.43	0.00	0.93	0.93
MB12-MBIA ESD 100 AGREEMENT	AR-0041	State Pool	08/31/16	Open	Fair Value	1.0856	Manual	1.000000	3,923,695.98	3,923,695.98	0.00	-3,617.80	1.000000	3,927,313.78	Manual	3,927,313.78	0.00	3,617.80	3,617.80
MB13-MBIA ASSISTANCE DIST #1	AR-0042	State Pool	08/31/16	Open	Fair Value	1.0856	Manual	1.000000	12,065,574.85	12,065,574.85	0.00	-11,124.87	1.000000	12,076,699.72	Manual	12,076,699.72	0.00	11,124.87	11,124.87
MB14-MBIA GR PARKWAY OPERATIONS	AR-0043	State Pool	08/31/16	Open	Fair Value	1.0856	Manual	1.000000	4,551,656.94	4,551,656.94	0.00	-4,196.77	1.000000	4,555,853.71	Manual	4,555,853.71	0.00	4,196.77	4,196.77
MB15-FACILITIES BONDS 2016	AR-0044	State Pool	08/31/16	Open	Fair Value	1.0851	Manual	1.000000	30,182,277.27	30,182,277.27	0.00	4,975,453.17	1.000000	25,206,824.10	Manual	25,206,824.10	0.00	24,546.83	24,546.83
MB16-MOBILITY BONDS 2016	AR-0045	State Pool	08/31/16	Open	Fair Value	1.0850	Manual	1.000000	20,158,162.42	20,158,162.42	0.00	3,984,039.32	1.000000	16,174,123.10	Manual	16,174,123.10	0.00	15,960.68	15,960.68
MB17 - SR LIEN BOND 2016	AR-0046	State Pool	12/09/16	Open	Fair Value	1.0850	Manual	1.000000	23,120,712.01	23,120,712.01	0.00	4,981,964.14	1.000000	18,138,747.87	Manual	18,138,747.87	0.00	18,035.86	18,035.86
Investment Total						<u>1.0785</u>		<u>0.999516</u>	<u>410,509,099.27</u>	<u>410,310,579.27</u>	<u>0.00</u>	<u>25,491,267.75</u>	<u>0.999506</u>	<u>385,017,831.52</u>		<u>384,827,771.52</u>	<u>8,460.00</u>	<u>357,711.09</u>	<u>366,171.09</u>

Portfolio Position
Ft. Bend County
Effective Interest - Actual Life
Receipts in Period
05/01/17 - 05/31/17

4

CUSIP	Invest Number	Security Description	Purchase Date	Call Date	Par Value On 05/01/17	Par Value On 05/31/17	Market Val On 05/01/17	Market Val On 05/31/17	Purchase Cost	Sales Proceeds	Original Princ/Cost	Amor Value On 05/01/17	Amor Value On 05/31/17
130 - Assistance Dist #1													
State Pool													
MB13-MBIA ASSISTANCE DIST #1	AR-0042	State Pool	08/31/16	Open	<u>12,065,574.85</u>	<u>12,076,699.72</u>	<u>12,065,574.85</u>	<u>12,076,699.72</u>	<u>0.00</u>	<u>0.00</u>	<u>10,000,000.00</u>	<u>12,065,574.85</u>	<u>12,076,699.72</u>
State Pool Total					<u>12,065,574.85</u>	<u>12,076,699.72</u>	<u>12,065,574.85</u>	<u>12,076,699.72</u>	<u>0.00</u>	<u>0.00</u>	<u>10,000,000.00</u>	<u>12,065,574.85</u>	<u>12,076,699.72</u>
130 - Assistance Dist #1 Total					<u>12,065,574.85</u>	<u>12,076,699.72</u>	<u>12,065,574.85</u>	<u>12,076,699.72</u>	<u>0.00</u>	<u>0.00</u>	<u>10,000,000.00</u>	<u>12,065,574.85</u>	<u>12,076,699.72</u>
145 - ESD 100 Agreement													
State Pool													
MB12-MBIA ESD 100 AGREEMENT	AR-0041	State Pool	08/31/16	Open	<u>3,923,695.98</u>	<u>3,927,313.78</u>	<u>3,923,695.98</u>	<u>3,927,313.78</u>	<u>0.00</u>	<u>0.00</u>	<u>3,900,000.00</u>	<u>3,923,695.98</u>	<u>3,927,313.78</u>
State Pool Total					<u>3,923,695.98</u>	<u>3,927,313.78</u>	<u>3,923,695.98</u>	<u>3,927,313.78</u>	<u>0.00</u>	<u>0.00</u>	<u>3,900,000.00</u>	<u>3,923,695.98</u>	<u>3,927,313.78</u>
145 - ESD 100 Agreement Total					<u>3,923,695.98</u>	<u>3,927,313.78</u>	<u>3,923,695.98</u>	<u>3,927,313.78</u>	<u>0.00</u>	<u>0.00</u>	<u>3,900,000.00</u>	<u>3,923,695.98</u>	<u>3,927,313.78</u>
810 - FBC Toll Road Operations													
State Pool													
TT02-TX TERM Toll Rd. Operation	AR-0024	State Pool	11/01/08	Open	<u>0.00</u>	<u>0.00</u>	<u>0.00</u>	<u>0.00</u>	<u>0.00</u>	<u>0.00</u>	<u>0.00</u>	<u>0.00</u>	<u>0.00</u>
State Pool Total					<u>0.00</u>	<u>0.00</u>	<u>0.00</u>	<u>0.00</u>	<u>0.00</u>	<u>0.00</u>	<u>0.00</u>	<u>0.00</u>	<u>0.00</u>
810 - FBC Toll Road Operations Total					<u>0.00</u>	<u>0.00</u>	<u>0.00</u>	<u>0.00</u>	<u>0.00</u>	<u>0.00</u>	<u>0.00</u>	<u>0.00</u>	<u>0.00</u>
742 - Facilities Bond Projects 2016													
State Pool													
MB15-FACILITIES BONDS 2016	AR-0044	State Pool	08/31/16	Open	<u>30,182,277.27</u>	<u>25,206,824.10</u>	<u>30,182,277.27</u>	<u>25,206,824.10</u>	<u>0.00</u>	<u>0.00</u>	<u>30,000,000.00</u>	<u>30,182,277.27</u>	<u>25,206,824.10</u>
State Pool Total					<u>30,182,277.27</u>	<u>25,206,824.10</u>	<u>30,182,277.27</u>	<u>25,206,824.10</u>	<u>0.00</u>	<u>0.00</u>	<u>30,000,000.00</u>	<u>30,182,277.27</u>	<u>25,206,824.10</u>
742 - Facilities Bond Projects 2016 Total					<u>30,182,277.27</u>	<u>25,206,824.10</u>	<u>30,182,277.27</u>	<u>25,206,824.10</u>	<u>0.00</u>	<u>0.00</u>	<u>30,000,000.00</u>	<u>30,182,277.27</u>	<u>25,206,824.10</u>
815 - Grand Parkway Operations													
State Pool													
MB14-MBIA GR PARKWAY OPERATIONS	AR-0043	State Pool	08/31/16	Open	<u>4,551,656.94</u>	<u>4,555,853.71</u>	<u>4,551,656.94</u>	<u>4,555,853.71</u>	<u>0.00</u>	<u>0.00</u>	<u>8,500,000.00</u>	<u>4,551,656.94</u>	<u>4,555,853.71</u>
State Pool Total					<u>4,551,656.94</u>	<u>4,555,853.71</u>	<u>4,551,656.94</u>	<u>4,555,853.71</u>	<u>0.00</u>	<u>0.00</u>	<u>8,500,000.00</u>	<u>4,551,656.94</u>	<u>4,555,853.71</u>
815 - Grand Parkway Operations Total					<u>4,551,656.94</u>	<u>4,555,853.71</u>	<u>4,551,656.94</u>	<u>4,555,853.71</u>	<u>0.00</u>	<u>0.00</u>	<u>8,500,000.00</u>	<u>4,551,656.94</u>	<u>4,555,853.71</u>
LOG5 - LOGIC DRAINAGE													
State Pool													
LOG5-Logic-Drainage	AR-0032	State Pool	11/10/08	Open	<u>1,019.08</u>	<u>1,020.01</u>	<u>1,019.08</u>	<u>1,020.01</u>	<u>0.00</u>	<u>0.00</u>	<u>500,000.00</u>	<u>1,019.08</u>	<u>1,020.01</u>
State Pool Total					<u>1,019.08</u>	<u>1,020.01</u>	<u>1,019.08</u>	<u>1,020.01</u>	<u>0.00</u>	<u>0.00</u>	<u>500,000.00</u>	<u>1,019.08</u>	<u>1,020.01</u>
LOG5 - LOGIC DRAINAGE Total					<u>1,019.08</u>	<u>1,020.01</u>	<u>1,019.08</u>	<u>1,020.01</u>	<u>0.00</u>	<u>0.00</u>	<u>500,000.00</u>	<u>1,019.08</u>	<u>1,020.01</u>
LOG1 - LOGIC GENERAL													
State Pool													
LOG1-Logic- General	AR-0028	State Pool	11/10/08	Open	<u>70,164,803.09</u>	<u>70,228,931.55</u>	<u>70,164,803.09</u>	<u>70,228,931.55</u>	<u>0.00</u>	<u>0.00</u>	<u>10,000,000.00</u>	<u>70,164,803.09</u>	<u>70,228,931.55</u>
State Pool Total					<u>70,164,803.09</u>	<u>70,228,931.55</u>	<u>70,164,803.09</u>	<u>70,228,931.55</u>	<u>0.00</u>	<u>0.00</u>	<u>10,000,000.00</u>	<u>70,164,803.09</u>	<u>70,228,931.55</u>
LOG1 - LOGIC GENERAL Total					<u>70,164,803.09</u>	<u>70,228,931.55</u>	<u>70,164,803.09</u>	<u>70,228,931.55</u>	<u>0.00</u>	<u>0.00</u>	<u>10,000,000.00</u>	<u>70,164,803.09</u>	<u>70,228,931.55</u>
LOG8 - LOGIC ROAD & BRIDGE													
State Pool													
LOG8-Logic-Road & Bridge	AR-0035	State Pool	11/10/08	Open	<u>1,019.50</u>	<u>1,020.43</u>	<u>1,019.50</u>	<u>1,020.43</u>	<u>0.00</u>	<u>0.00</u>	<u>1,000,000.00</u>	<u>1,019.50</u>	<u>1,020.43</u>
State Pool Total					<u>1,019.50</u>	<u>1,020.43</u>	<u>1,019.50</u>	<u>1,020.43</u>	<u>0.00</u>	<u>0.00</u>	<u>1,000,000.00</u>	<u>1,019.50</u>	<u>1,020.43</u>
LOG8 - LOGIC ROAD & BRIDGE Total					<u>1,019.50</u>	<u>1,020.43</u>	<u>1,019.50</u>	<u>1,020.43</u>	<u>0.00</u>	<u>0.00</u>	<u>1,000,000.00</u>	<u>1,019.50</u>	<u>1,020.43</u>
LOG2 - LOGIC TOLL OPERATIONS													
State Pool													
LOG2-Logic-Toll Rd.Operations	AR-0029	State Pool	11/10/08	Open	<u>1,025.47</u>	<u>1,026.40</u>	<u>1,025.47</u>	<u>1,026.40</u>	<u>0.00</u>	<u>0.00</u>	<u>2,000,000.00</u>	<u>1,025.47</u>	<u>1,026.40</u>
State Pool Total					<u>1,025.47</u>	<u>1,026.40</u>	<u>1,025.47</u>	<u>1,026.40</u>	<u>0.00</u>	<u>0.00</u>	<u>2,000,000.00</u>	<u>1,025.47</u>	<u>1,026.40</u>
LOG2 - LOGIC TOLL OPERATIONS Total					<u>1,025.47</u>	<u>1,026.40</u>	<u>1,025.47</u>	<u>1,026.40</u>	<u>0.00</u>	<u>0.00</u>	<u>2,000,000.00</u>	<u>1,025.47</u>	<u>1,026.40</u>
MB04 - MBIA DRAINAGE													
State Pool													

Portfolio Position
Ft. Bend County
Effective Interest - Actual Life
Receipts in Period
05/01/17 - 05/31/17

5

CUSIP	Invest Number	Security Description	Purchase Date	Call Date	Par Value On 05/01/17	Par Value On 05/31/17	Market Val On 05/01/17	Market Val On 05/31/17	Purchase Cost	Sales Proceeds	Original Princ/Cost	Amor Value On 05/01/17	Amor Value On 05/31/17
MB04-MBIA Drainage	AR-0017	State Pool	11/01/08	Open	13,706,931.07	13,719,569.33	13,706,931.07	13,719,569.33	0.00	0.00	1,267,218.21	13,706,931.07	13,719,569.33
State Pool Total					13,706,931.07	13,719,569.33	13,706,931.07	13,719,569.33	0.00	0.00	1,267,218.21	13,706,931.07	13,719,569.33
MB04 - MBIA DRAINAGE Total					13,706,931.07	13,719,569.33	13,706,931.07	13,719,569.33	0.00	0.00	1,267,218.21	13,706,931.07	13,719,569.33
MB02 - MBIA GENERAL													
State Pool													
MB02-MBIA General	AR-0015	State Pool	11/01/08	Open	35,461,258.58	35,493,955.05	35,461,258.58	35,493,955.05	0.00	0.00	17,374,917.83	35,461,258.58	35,493,955.05
State Pool Total					35,461,258.58	35,493,955.05	35,461,258.58	35,493,955.05	0.00	0.00	17,374,917.83	35,461,258.58	35,493,955.05
MB02 - MBIA GENERAL Total					35,461,258.58	35,493,955.05	35,461,258.58	35,493,955.05	0.00	0.00	17,374,917.83	35,461,258.58	35,493,955.05
MB03 - MBIA ROAD & BRIDGE													
State Pool													
MB03-MBIA Road & Bridge	AR-0016	State Pool	11/01/08	Open	14,028,151.02	14,041,085.47	14,028,151.02	14,041,085.47	0.00	0.00	2,856,438.24	14,028,151.02	14,041,085.47
State Pool Total					14,028,151.02	14,041,085.47	14,028,151.02	14,041,085.47	0.00	0.00	2,856,438.24	14,028,151.02	14,041,085.47
MB03 - MBIA ROAD & BRIDGE Total					14,028,151.02	14,041,085.47	14,028,151.02	14,041,085.47	0.00	0.00	2,856,438.24	14,028,151.02	14,041,085.47
MB06 - MBIA TOLL RD OPERATIONS													
State Pool													
MB06-MBIA Toll Rd. Operations	AR-0019	State Pool	11/01/08	Open	8,342,663.96	8,350,356.17	8,342,663.96	8,350,356.17	0.00	0.00	3,143,377.27	8,342,663.96	8,350,356.17
State Pool Total					8,342,663.96	8,350,356.17	8,342,663.96	8,350,356.17	0.00	0.00	3,143,377.27	8,342,663.96	8,350,356.17
MB06 - MBIA TOLL RD OPERATIONS Total					8,342,663.96	8,350,356.17	8,342,663.96	8,350,356.17	0.00	0.00	3,143,377.27	8,342,663.96	8,350,356.17
744 - Mobility Project Bonds 2016													
State Pool													
MB16-MOBILITY BONDS 2016	AR-0045	State Pool	08/31/16	Open	20,158,162.42	16,174,123.10	20,158,162.42	16,174,123.10	0.00	0.00	30,000,000.00	20,158,162.42	16,174,123.10
State Pool Total					20,158,162.42	16,174,123.10	20,158,162.42	16,174,123.10	0.00	0.00	30,000,000.00	20,158,162.42	16,174,123.10
744 - Mobility Project Bonds 2016 Total					20,158,162.42	16,174,123.10	20,158,162.42	16,174,123.10	0.00	0.00	30,000,000.00	20,158,162.42	16,174,123.10
PROS - Prosperity Money Mkt. Accts.													
Money Market													
Prosperity-Money Market Accts.	AR-0009	Money Market	11/30/03	Open	135,796,766.62	124,097,921.23	135,796,766.62	124,097,921.23	0.00	0.00	12,505,577.66	135,796,766.62	124,097,921.23
Money Market Total					135,796,766.62	124,097,921.23	135,796,766.62	124,097,921.23	0.00	0.00	12,505,577.66	135,796,766.62	124,097,921.23
PROS - Prosperity Money Mkt. Accts. Total					135,796,766.62	124,097,921.23	135,796,766.62	124,097,921.23	0.00	0.00	12,505,577.66	135,796,766.62	124,097,921.23
802 - Sr Lien 2016													
State Pool													
MB17 - SR LIEN BOND 2016	AR-0046	State Pool	12/09/16	Open	23,120,712.01	18,138,747.87	23,120,712.01	18,138,747.87	0.00	0.00	35,000,000.00	23,120,712.01	18,138,747.87
State Pool Total					23,120,712.01	18,138,747.87	23,120,712.01	18,138,747.87	0.00	0.00	35,000,000.00	23,120,712.01	18,138,747.87
802 - Sr Lien 2016 Total					23,120,712.01	18,138,747.87	23,120,712.01	18,138,747.87	0.00	0.00	35,000,000.00	23,120,712.01	18,138,747.87
TT05 - TEXAS TERM DRAINAGE													
State Pool													
TT05-TX TERM Drainage	AR-0027	State Pool	11/01/08	Open	336.22	336.44	336.22	336.44	0.00	0.00	109,774.61	336.22	336.44
State Pool Total					336.22	336.44	336.22	336.44	0.00	0.00	109,774.61	336.22	336.44
TT05 - TEXAS TERM DRAINAGE Total					336.22	336.44	336.22	336.44	0.00	0.00	109,774.61	336.22	336.44
TT00 - TEXAS TERM GENERAL													
State Pool													
TT00-TX TERM General	AR-0022	State Pool	11/01/08	Open	1,016.45	1,017.11	1,016.45	1,017.11	0.00	0.00	10,006,437.87	1,016.45	1,017.11
State Pool Total					1,016.45	1,017.11	1,016.45	1,017.11	0.00	0.00	10,006,437.87	1,016.45	1,017.11
TT00 - TEXAS TERM GENERAL Total					1,016.45	1,017.11	1,016.45	1,017.11	0.00	0.00	10,006,437.87	1,016.45	1,017.11
TT04 - TEXAS TERM ROAD & BRIDGE													
State Pool													
TT04-TX TERM Road & Bridge	AR-0026	State Pool	11/01/08	Open	1,013.45	1,014.10	1,013.45	1,014.10	0.00	0.00	10,463.28	1,013.45	1,014.10
State Pool Total					1,013.45	1,014.10	1,013.45	1,014.10	0.00	0.00	10,463.28	1,013.45	1,014.10

Portfolio Position
Ft. Bend County
Effective Interest - Actual Life
Receipts in Period
05/01/17 - 05/31/17

CUSIP	Invest Number	Security Description	Purchase Date	Call Date	Par Value On 05/01/17	Par Value On 05/31/17	Market Val On 05/01/17	Market Val On 05/31/17	Purchase Cost	Sales Proceeds	Original Princ/Cost	Amor Value On 05/01/17	Amor Value On 05/31/17
TT04 - TEXAS TERM ROAD & BRIDGE Total					<u>1,013.45</u>	<u>1,014.10</u>	<u>1,013.45</u>	<u>1,014.10</u>	<u>0.00</u>	<u>0.00</u>	<u>10,463.28</u>	<u>1,013.45</u>	<u>1,014.10</u>
TT02 - TEXAS TERM TOLL OPERATIONS													
State Pool													
TT02-TX TERM Toll Rd. Operation	AR-0024	State Pool	11/01/08	Open	<u>1,015.29</u>	<u>1,015.95</u>	<u>1,015.29</u>	<u>1,015.95</u>	<u>0.00</u>	<u>0.00</u>	<u>0.00</u>	<u>1,015.29</u>	<u>1,015.95</u>
State Pool Total					<u>1,015.29</u>	<u>1,015.95</u>	<u>1,015.29</u>	<u>1,015.95</u>	<u>0.00</u>	<u>0.00</u>	<u>0.00</u>	<u>1,015.29</u>	<u>1,015.95</u>
TT02 - TEXAS TERM TOLL OPERATIONS Total					<u>1,015.29</u>	<u>1,015.95</u>	<u>1,015.29</u>	<u>1,015.95</u>	<u>0.00</u>	<u>0.00</u>	<u>0.00</u>	<u>1,015.29</u>	<u>1,015.95</u>
09 - Temporary Holding													
FFCB													
3133EGYX4	16-0004	FFCB 1.08 07/05/19	07/05/16	Open	<u>8,500,000.00</u>	<u>8,500,000.00</u>	<u>8,431,150.00</u>	<u>8,433,785.00</u>	<u>0.00</u>	<u>0.00</u>	<u>8,500,000.00</u>	<u>8,500,000.00</u>	<u>8,500,000.00</u>
FFCB Total					<u>8,500,000.00</u>	<u>8,500,000.00</u>	<u>8,431,150.00</u>	<u>8,433,785.00</u>	<u>0.00</u>	<u>0.00</u>	<u>8,500,000.00</u>	<u>8,500,000.00</u>	<u>8,500,000.00</u>
FHLMC													
3134G9G76	16-0003	FHLMC 0.80 06/29/18	06/30/16	Open	14,500,000.00	14,500,000.00	14,420,830.00	14,425,615.00	0.00	0.00	14,500,000.00	14,500,000.00	14,500,000.00
3134G9H42	16-0002	FHLMC 0.70 12/29/17	06/30/16	Open	10,000,000.00	10,000,000.00	9,972,000.00	9,972,800.00	0.00	0.00	10,000,000.00	10,000,000.00	10,000,000.00
3137EABA3	16-0001	FHLMC 0.75 04/09/18	06/29/16	Open	<u>6,000,000.00</u>	<u>6,000,000.00</u>	<u>5,977,500.00</u>	<u>5,977,740.00</u>	<u>0.00</u>	<u>0.00</u>	<u>6,007,505.28</u>	<u>6,003,979.84</u>	<u>6,003,627.24</u>
FHLMC Total					<u>30,500,000.00</u>	<u>30,500,000.00</u>	<u>30,370,330.00</u>	<u>30,376,155.00</u>	<u>0.00</u>	<u>0.00</u>	<u>30,507,505.28</u>	<u>30,503,979.84</u>	<u>30,503,627.24</u>
Money Market													
Prosperity-Money Market Accts.	AR-0009	Money Market	11/30/03	Open	<u>0.00</u>	<u>0.00</u>	<u>0.00</u>	<u>0.00</u>	<u>0.00</u>	<u>0.00</u>	<u>0.00</u>	<u>0.00</u>	<u>0.00</u>
Money Market Total					<u>0.00</u>	<u>0.00</u>	<u>0.00</u>	<u>0.00</u>	<u>0.00</u>	<u>0.00</u>	<u>0.00</u>	<u>0.00</u>	<u>0.00</u>
09 - Temporary Holding Total					<u>39,000,000.00</u>	<u>39,000,000.00</u>	<u>38,801,480.00</u>	<u>38,809,940.00</u>	<u>0.00</u>	<u>0.00</u>	<u>39,007,505.28</u>	<u>39,003,979.84</u>	<u>39,003,627.24</u>
Combined Port													
FFCB													
3133EGYX4	16-0004	FFCB 1.08 07/05/19	07/05/16	Open	<u>8,500,000.00</u>	<u>8,500,000.00</u>	<u>8,431,150.00</u>	<u>8,433,785.00</u>	<u>0.00</u>	<u>0.00</u>	<u>8,500,000.00</u>	<u>8,500,000.00</u>	<u>8,500,000.00</u>
FFCB Total					<u>8,500,000.00</u>	<u>8,500,000.00</u>	<u>8,431,150.00</u>	<u>8,433,785.00</u>	<u>0.00</u>	<u>0.00</u>	<u>8,500,000.00</u>	<u>8,500,000.00</u>	<u>8,500,000.00</u>
FHLMC													
3134G9G76	16-0003	FHLMC 0.80 06/29/18	06/30/16	Open	14,500,000.00	14,500,000.00	14,420,830.00	14,425,615.00	0.00	0.00	14,500,000.00	14,500,000.00	14,500,000.00
3134G9H42	16-0002	FHLMC 0.70 12/29/17	06/30/16	Open	10,000,000.00	10,000,000.00	9,972,000.00	9,972,800.00	0.00	0.00	10,000,000.00	10,000,000.00	10,000,000.00
3137EABA3	16-0001	FHLMC 0.75 04/09/18	06/29/16	Open	<u>6,000,000.00</u>	<u>6,000,000.00</u>	<u>5,977,500.00</u>	<u>5,977,740.00</u>	<u>0.00</u>	<u>0.00</u>	<u>6,007,505.28</u>	<u>6,003,979.84</u>	<u>6,003,627.24</u>
FHLMC Total					<u>30,500,000.00</u>	<u>30,500,000.00</u>	<u>30,370,330.00</u>	<u>30,376,155.00</u>	<u>0.00</u>	<u>0.00</u>	<u>30,507,505.28</u>	<u>30,503,979.84</u>	<u>30,503,627.24</u>
Money Market													
Prosperity-Money Market Accts.	AR-0009	Money Market	11/30/03	Open	<u>135,796,766.62</u>	<u>124,097,921.23</u>	<u>135,796,766.62</u>	<u>124,097,921.23</u>	<u>0.00</u>	<u>0.00</u>	<u>12,505,577.66</u>	<u>135,796,766.62</u>	<u>124,097,921.23</u>
Money Market Total					<u>135,796,766.62</u>	<u>124,097,921.23</u>	<u>135,796,766.62</u>	<u>124,097,921.23</u>	<u>0.00</u>	<u>0.00</u>	<u>12,505,577.66</u>	<u>135,796,766.62</u>	<u>124,097,921.23</u>
State Pool													
LOG1-Logic- General	AR-0028	State Pool	11/10/08	Open	70,164,803.09	70,228,931.55	70,164,803.09	70,228,931.55	0.00	0.00	10,000,000.00	70,164,803.09	70,228,931.55
LOG2-Logic-Toll Rd.Operations	AR-0029	State Pool	11/10/08	Open	1,025.47	1,026.40	1,025.47	1,026.40	0.00	0.00	2,000,000.00	1,025.47	1,026.40
LOG5-Logic-Drainage	AR-0032	State Pool	11/10/08	Open	1,019.08	1,020.01	1,019.08	1,020.01	0.00	0.00	500,000.00	1,019.08	1,020.01
LOG8-Logic-Road & Bridge	AR-0035	State Pool	11/10/08	Open	1,019.50	1,020.43	1,019.50	1,020.43	0.00	0.00	1,000,000.00	1,019.50	1,020.43
MB02-MBIA General	AR-0015	State Pool	11/01/08	Open	35,461,258.58	35,493,955.05	35,461,258.58	35,493,955.05	0.00	0.00	17,374,917.83	35,461,258.58	35,493,955.05
MB03-MBIA Road & Bridge	AR-0016	State Pool	11/01/08	Open	14,028,151.02	14,041,085.47	14,028,151.02	14,041,085.47	0.00	0.00	2,856,438.24	14,028,151.02	14,041,085.47
MB04-MBIA Drainage	AR-0017	State Pool	11/01/08	Open	13,706,931.07	13,719,569.33	13,706,931.07	13,719,569.33	0.00	0.00	1,267,218.21	13,706,931.07	13,719,569.33
MB06-MBIA Toll Rd. Operations	AR-0019	State Pool	11/01/08	Open	8,342,663.96	8,350,356.17	8,342,663.96	8,350,356.17	0.00	0.00	3,143,377.27	8,342,663.96	8,350,356.17
MB12-MBIA ESD 100 AGREEMENT	AR-0041	State Pool	08/31/16	Open	3,923,695.98	3,927,313.78	3,923,695.98	3,927,313.78	0.00	0.00	3,900,000.00	3,923,695.98	3,927,313.78
MB13-MBIA ASSISTANCE DIST #1	AR-0042	State Pool	08/31/16	Open	12,065,574.85	12,076,699.72	12,065,574.85	12,076,699.72	0.00	0.00	10,000,000.00	12,065,574.85	12,076,699.72
MB14-MBIA GR PARKWAY OPERATIONS	AR-0043	State Pool	08/31/16	Open	4,551,656.94	4,555,853.71	4,551,656.94	4,555,853.71	0.00	0.00	8,500,000.00	4,551,656.94	4,555,853.71
MB15-FACILITIES BONDS 2016	AR-0044	State Pool	08/31/16	Open	30,182,277.27	25,206,824.10	30,182,277.27	25,206,824.10	0.00	0.00	30,000,000.00	30,182,277.27	25,206,824.10
MB16-MOBILITY BONDS 2016	AR-0045	State Pool	08/31/16	Open	20,158,162.42	16,174,123.10	20,158,162.42	16,174,123.10	0.00	0.00	30,000,000.00	20,158,162.42	16,174,123.10
MB17 - SR LIEN BOND 2016	AR-0046	State Pool	12/09/16	Open	23,120,712.01	18,138,747.87	23,120,712.01	18,138,747.87	0.00	0.00	35,000,000.00	23,120,712.01	18,138,747.87
TT00-TX TERM General	AR-0022	State Pool	11/01/08	Open	1,016.45	1,017.11	1,016.45	1,017.11	0.00	0.00	10,006,437.87	1,016.45	1,017.11

Portfolio Position
Ft. Bend County
Effective Interest - Actual Life
Receipts in Period
05/01/17 - 05/31/17

7

CUSIP	Invest Number	Security Description	Purchase Date	Call Date	Par Value On 05/01/17	Par Value On 05/31/17	Market Val On 05/01/17	Market Val On 05/31/17	Purchase Cost	Sales Proceeds	Original Princ/Cost	Amor Value On 05/01/17	Amor Value On 05/31/17
TT02-TX TERM Toll Rd. Operation	AR-0024	State Pool	11/01/08	Open	1,015.29	1,015.95	1,015.29	1,015.95	0.00	0.00	0.00	1,015.29	1,015.95
TT04-TX TERM Road & Bridge	AR-0026	State Pool	11/01/08	Open	1,013.45	1,014.10	1,013.45	1,014.10	0.00	0.00	10,463.28	1,013.45	1,014.10
TT05-TX TERM Drainage	AR-0027	State Pool	11/01/08	Open	<u>336.22</u>	<u>336.44</u>	<u>336.22</u>	<u>336.44</u>	0.00	0.00	<u>109,774.61</u>	<u>336.22</u>	<u>336.44</u>
State Pool Total					<u>235,712,332.65</u>	<u>221,919,910.29</u>	<u>235,712,332.65</u>	<u>221,919,910.29</u>	<u>0.00</u>	<u>0.00</u>	<u>165,668,627.31</u>	<u>235,712,332.65</u>	<u>221,919,910.29</u>
Combined Port Total					<u>410,509,099.27</u>	<u>385,017,831.52</u>	<u>410,310,579.27</u>	<u>384,827,771.52</u>	<u>0.00</u>	<u>0.00</u>	<u>217,181,710.25</u>	<u>410,513,079.11</u>	<u>385,021,458.76</u>

Earnings and Yields Summary

Ft. Bend County

Effective Interest - Actual Life

Receipts in Period

05/01/17 - 05/31/17

8

Security Description	05/01/17 05/07/17	05/08/17 05/14/17	05/15/17 05/21/17	05/22/17 05/28/17	05/29/17 05/31/17	05/01/17 05/31/17
Combined Port						
FFCB	1,785.00	1,785.00	1,785.00	1,785.00	765.00	7,905.00
FHLMC	4,409.40	4,409.39	4,409.39	4,409.39	1,259.83	18,897.40
Money Market	27,816.40	27,816.40	27,816.40	27,816.40	11,712.85	122,978.45
State Pool	<u>48,906.91</u>	<u>46,827.81</u>	<u>45,996.17</u>	<u>45,996.17</u>	<u>19,850.58</u>	<u>207,577.64</u>
Port Total	<u>82,917.71</u>	<u>80,838.60</u>	<u>80,006.96</u>	<u>80,006.96</u>	<u>33,588.26</u>	<u>357,358.49</u>
Combined Port						
FFCB	1.0800	1.0800	1.0800	1.0800	1.0800	1.0800
FHLMC	0.7434	0.7434	0.7434	0.7434	0.7434	0.7434
Money Market	1.0681	1.0681	1.0681	1.0681	1.0808	1.0693
State Pool	<u>1.0819</u>	<u>1.0818</u>	<u>1.0817</u>	<u>1.0817</u>	<u>1.0890</u>	<u>1.0825</u>
Port Total	<u>1.0518</u>	<u>1.0510</u>	<u>1.0507</u>	<u>1.0507</u>	<u>1.0673</u>	<u>1.0526</u>

Maturity Aging
Ft. Bend County
 Effective Interest - Actual Life
 Receipts in Period
 05/31/17

CUSIP	Invest Number	Security Description	Purchase Date	Days to Maturity	Yield Matur
0 - 30 Days					
LOG1-Logic- General	AR-0028	State Pool	11/10/08	1	1.0761
LOG2-Logic-Toll Rd.Operations	AR-0029	State Pool	11/10/08	1	1.0761
LOG5-Logic-Drainage	AR-0032	State Pool	11/10/08	1	1.0761
LOG8-Logic-Road & Bridge	AR-0035	State Pool	11/10/08	1	1.0761
MB02-MBIA General	AR-0015	State Pool	11/01/08	1	1.0900
MB03-MBIA Road & Bridge	AR-0016	State Pool	11/01/08	1	1.0900
MB04-MBIA Drainage	AR-0017	State Pool	11/01/08	1	1.0900
MB06-MBIA Toll Rd. Operations	AR-0019	State Pool	11/01/08	1	1.0900
MB12-MBIA ESD 100 AGREEMENT	AR-0041	State Pool	08/31/16	1	1.0900
MB13-MBIA ASSISTANCE DIST #1	AR-0042	State Pool	08/31/16	1	1.0900
MB14-MBIA GR PARKWAY OPERATIONS	AR-0043	State Pool	08/31/16	1	1.0900
MB15-FACILITIES BONDS 2016	AR-0044	State Pool	08/31/16	1	1.0900
MB16-MOBILITY BONDS 2016	AR-0045	State Pool	08/31/16	1	1.0900
MB17 - SR LIEN BOND 2016	AR-0046	State Pool	12/09/16	1	1.0900
Prosperity-Money Market Accts.	AR-0009	Money Market	11/30/03	1	1.1230
TT00-TX TERM General	AR-0022	State Pool	11/01/08	1	0.7600
TT02-TX TERM Toll Rd. Operation	AR-0024	State Pool	11/01/08	1	0.7600
TT04-TX TERM Road & Bridge	AR-0026	State Pool	11/01/08	1	0.7600
TT05-TX TERM Drainage	AR-0027	State Pool	11/01/08	<u>1</u>	<u>0.7600</u>
0 - 30 Days Total				<u>1</u>	<u>1.0990</u>
181 - 364 Days					
3134G9H42	16-0002	FHLMC 0.70 12/29/17	06/30/16	209	0.7000
3137EAEA3	16-0001	FHLMC 0.75 04/09/18	06/29/16	<u>309</u>	<u>0.6790</u>
181 - 364 Days Total				<u>247</u>	<u>0.6921</u>
1 - 4 Years					
3133EGJX4	16-0004	FFCB 1.08 07/05/19	07/05/16	765	1.0800
3134G9G76	16-0003	FHLMC 0.80 06/29/18	06/30/16	<u>389</u>	<u>0.8000</u>
1 - 4 Years Total				<u>528</u>	<u>0.9035</u>
Investment Total				<u>43</u>	<u>1.0700</u>

Activity Statement
Ft. Bend County
 Effective Interest - Actual Life
 Receipts in Period
 05/01/17 - 05/31/17

Purchase Date	Sale Date	CUSIP	Invest Number	Security Description	Amor Value On 05/01/17	Changes In Principal	Purchase Cost	Sales Proceeds	Purchased Interest	Int/Div Rec In the Perd	Amor Value On 05/31/17
FFCB											
07/05/16	Open	3133EGJX4	16-0004	FFCB 1.08 07/05/19	8,500,000.00	0.00	0.00	0.00	0.00	0.00	8,500,000.00
FFCB Total					<u>8,500,000.00</u>	<u>0.00</u>	<u>0.00</u>	<u>0.00</u>	<u>0.00</u>	<u>0.00</u>	<u>8,500,000.00</u>
FHLMC											
06/29/16	Open	3137EAEA3	16-0001	FHLMC 0.75 04/09/18	6,003,979.84	0.00	0.00	0.00	0.00	0.00	6,003,627.24
06/30/16	Open	3134G9H42	16-0002	FHLMC 0.70 12/29/17	10,000,000.00	0.00	0.00	0.00	0.00	0.00	10,000,000.00
06/30/16	Open	3134G9G76	16-0003	FHLMC 0.80 06/29/18	14,500,000.00	0.00	0.00	0.00	0.00	0.00	14,500,000.00
FHLMC Total					<u>30,503,979.84</u>	<u>0.00</u>	<u>0.00</u>	<u>0.00</u>	<u>0.00</u>	<u>0.00</u>	<u>30,503,627.24</u>
Money Market											
11/30/03	Open	Prosperity-Money Market Accts.	AR-0009	Money Market	135,796,766.62	-11,698,845.39	0.00	0.00	0.00	122,978.45	124,097,921.23
Money Market Total					<u>135,796,766.62</u>	<u>-11,698,845.39</u>	<u>0.00</u>	<u>0.00</u>	<u>0.00</u>	<u>122,978.45</u>	<u>124,097,921.23</u>
State Pool											
11/01/08	Open	MB02-MBIA General	AR-0015	State Pool	35,461,258.58	32,696.47	0.00	0.00	0.00	32,696.47	35,493,955.05
11/01/08	Open	MB03-MBIA Road & Bridge	AR-0016	State Pool	14,028,151.02	12,934.45	0.00	0.00	0.00	12,934.45	14,041,085.47
11/01/08	Open	MB04-MBIA Drainage	AR-0017	State Pool	13,706,931.07	12,638.26	0.00	0.00	0.00	12,638.26	13,719,569.33
11/01/08	Open	MB06-MBIA Toll Rd. Operations	AR-0019	State Pool	8,342,663.96	7,692.21	0.00	0.00	0.00	7,692.21	8,350,356.17
11/01/08	Open	TT00-TX TERM General	AR-0022	State Pool	1,016.45	0.66	0.00	0.00	0.00	0.66	1,017.11
11/01/08	Open	TT02-TX TERM Toll Rd. Operation	AR-0024	State Pool	1,015.29	0.66	0.00	0.00	0.00	0.66	1,015.95
11/01/08	Open	TT04-TX TERM Road & Bridge	AR-0026	State Pool	1,013.45	0.65	0.00	0.00	0.00	0.65	1,014.10
11/01/08	Open	TT05-TX TERM Drainage	AR-0027	State Pool	336.22	0.22	0.00	0.00	0.00	0.22	336.44
11/10/08	Open	LOG1-Logic- General	AR-0028	State Pool	70,164,803.09	64,128.46	0.00	0.00	0.00	64,128.46	70,228,931.55
11/10/08	Open	LOG2-Logic-Toll Rd.Operations	AR-0029	State Pool	1,025.47	0.93	0.00	0.00	0.00	0.93	1,026.40
11/10/08	Open	LOG5-Logic-Drainage	AR-0032	State Pool	1,019.08	0.93	0.00	0.00	0.00	0.93	1,020.01
11/10/08	Open	LOG8-Logic-Road & Bridge	AR-0035	State Pool	1,019.50	0.93	0.00	0.00	0.00	0.93	1,020.43
08/31/16	Open	MB12-MBIA ESD 100 AGREEMENT	AR-0041	State Pool	3,923,695.98	3,617.80	0.00	0.00	0.00	3,617.80	3,927,313.78
08/31/16	Open	MB13-MBIA ASSISTANCE DIST #1	AR-0042	State Pool	12,065,574.85	11,124.87	0.00	0.00	0.00	11,124.87	12,076,699.72
08/31/16	Open	MB14-MBIA GR PARKWAY OPERATIONS	AR-0043	State Pool	4,551,656.94	4,196.77	0.00	0.00	0.00	4,196.77	4,555,853.71
08/31/16	Open	MB15-FACILITIES BONDS 2016	AR-0044	State Pool	30,182,277.27	-4,975,453.17	0.00	0.00	0.00	24,546.83	25,206,824.10
08/31/16	Open	MB16-MOBILITY BONDS 2016	AR-0045	State Pool	20,158,162.42	-3,984,039.32	0.00	0.00	0.00	15,960.68	16,174,123.10
12/09/16	Open	MB17 - SR LIEN BOND 2016	AR-0046	State Pool	23,120,712.01	-4,981,964.14	0.00	0.00	0.00	18,035.86	18,138,747.87
State Pool Total					<u>235,712,332.65</u>	<u>-13,792,422.36</u>	<u>0.00</u>	<u>0.00</u>	<u>0.00</u>	<u>207,577.64</u>	<u>221,919,910.29</u>
Investment Total					<u>410,513,079.11</u>	<u>-25,491,267.75</u>	<u>0.00</u>	<u>0.00</u>	<u>0.00</u>	<u>330,556.09</u>	<u>385,021,458.76</u>

Interest Accrual
Ft. Bend County
Effective Interest - Actual Life
Receipts in Period
05/01/17 - 05/31/17

CUSIP	Invest Number	Security Description	Purchase Date	Sale Date	Yield Earned	Ending Par Val/Shares	Ending Amor Val/Cost	Purchased Interest	Int/Div Rec In the Perd	Int/Div Accrued In the Perd	PTD Purch Received	Int/Div Rec Purch/Date	Int/Div Accrued Purch/Date			
FFCB																
3133EGJX4	16-0004	FFCB 1.08 07/05/19	07/05/16	Open	1.0800	8,500,000.00	8,500,000.00	0.00	0.00	7,905.00	0.00	0.00	84,405.00			
FFCB Total						<u>1.0800</u>	<u>8,500,000.00</u>	<u>8,500,000.00</u>	<u>0.00</u>	<u>0.00</u>	<u>7,905.00</u>	<u>0.00</u>	<u>84,405.00</u>			
FHLMC																
3134G9H42	16-0002	FHLMC 0.70 12/29/17	06/30/16	Open	0.7000	10,000,000.00	10,000,000.00	0.00	0.00	5,833.33	0.00	0.00	64,361.11			
3137EAEA3	16-0001	FHLMC 0.75 04/09/18	06/29/16	Open	0.6790	6,000,000.00	6,003,627.24	0.00	0.00	3,750.00	0.00	0.00	41,500.00			
3134G9G76	16-0003	FHLMC 0.80 06/29/18	06/30/16	Open	0.8000	14,500,000.00	14,500,000.00	0.00	0.00	9,666.67	0.00	0.00	106,655.56			
FHLMC Total						<u>0.7434</u>	<u>30,500,000.00</u>	<u>30,503,627.24</u>	<u>0.00</u>	<u>0.00</u>	<u>19,250.00</u>	<u>0.00</u>	<u>212,516.67</u>			
Money Market																
Prosperity-Money Market Accts.			AR-0009	Money Market		11/30/03	Open	1.0693	124,097,921.23	124,097,921.23	0.00	122,978.45	0.00	0.00	25,733,603.83	0.00
Money Market Total								<u>1.0693</u>	<u>124,097,921.23</u>	<u>124,097,921.23</u>	<u>0.00</u>	<u>122,978.45</u>	<u>0.00</u>	<u>0.00</u>	<u>25,733,603.83</u>	<u>0.00</u>
State Pool																
MB02-MBIA General	AR-0015	State Pool	11/01/08	Open	1.0856	35,493,955.05	35,493,955.05	0.00	32,696.47	0.00	0.00	223,305.42	0.00			
MB03-MBIA Road & Bridge	AR-0016	State Pool	11/01/08	Open	1.0856	14,041,085.47	14,041,085.47	0.00	12,934.45	0.00	0.00	81,824.62	0.00			
MB04-MBIA Drainage	AR-0017	State Pool	11/01/08	Open	1.0856	13,719,569.33	13,719,569.33	0.00	12,638.26	0.00	0.00	76,897.24	0.00			
MB06-MBIA Toll Rd. Operations	AR-0019	State Pool	11/01/08	Open	1.0856	8,350,356.17	8,350,356.17	0.00	7,692.21	0.00	0.00	66,292.97	0.00			
TT00-TX TERM General	AR-0022	State Pool	11/01/08	Open	0.7645	1,017.11	1,017.11	0.00	0.66	0.00	0.00	21,401.88	0.00			
TT02-TX TERM Toll Rd. Operation	AR-0024	State Pool	11/01/08	Open	0.7654	1,015.95	1,015.95	0.00	0.66	0.00	0.00	17,945.85	0.00			
TT04-TX TERM Road & Bridge	AR-0026	State Pool	11/01/08	Open	0.7551	1,014.10	1,014.10	0.00	0.65	0.00	0.00	8,221.38	0.00			
TT05-TX TERM Drainage	AR-0027	State Pool	11/01/08	Open	0.7704	336.44	336.44	0.00	0.22	0.00	0.00	5,015.71	0.00			
LOG1-Logic- General	AR-0028	State Pool	11/10/08	Open	1.0761	70,228,931.55	70,228,931.55	0.00	64,128.46	0.00	0.00	277,937.13	0.00			
LOG2-Logic-Toll Rd.Operations	AR-0029	State Pool	11/10/08	Open	1.0678	1,026.40	1,026.40	0.00	0.93	0.00	0.00	62,357.48	0.00			
LOG5-Logic-Drainage	AR-0032	State Pool	11/10/08	Open	1.0745	1,020.01	1,020.01	0.00	0.93	0.00	0.00	3,263.78	0.00			
LOG8-Logic-Road & Bridge	AR-0035	State Pool	11/10/08	Open	1.0740	1,020.43	1,020.43	0.00	0.93	0.00	0.00	6,507.95	0.00			
MB12-MBIA ESD 100 AGREEMENT	AR-0041	State Pool	08/31/16	Open	1.0856	3,927,313.78	3,927,313.78	0.00	3,617.80	0.00	0.00	27,313.78	0.00			
MB13-MBIA ASSISTANCE DIST #1	AR-0042	State Pool	08/31/16	Open	1.0856	12,076,699.72	12,076,699.72	0.00	11,124.87	0.00	0.00	76,699.72	0.00			
MB14-MBIA GR PARKWAY OPERATIONS	AR-0043	State Pool	08/31/16	Open	1.0856	4,555,853.71	4,555,853.71	0.00	4,196.77	0.00	0.00	55,848.23	0.00			
MB15-FACILITIES BONDS 2016	AR-0044	State Pool	08/31/16	Open	1.0851	25,206,824.10	25,206,824.10	0.00	24,546.83	0.00	0.00	206,804.77	0.00			
MB16-MOBILITY BONDS 2016	AR-0045	State Pool	08/31/16	Open	1.0850	16,174,123.10	16,174,123.10	0.00	15,960.68	0.00	0.00	174,123.10	0.00			
MB17 - SR LIEN BOND 2016	AR-0046	State Pool	12/09/16	Open	1.0850	18,138,747.87	18,138,747.87	0.00	18,035.86	0.00	0.00	138,747.87	0.00			
State Pool Total						<u>1.0825</u>	<u>221,919,910.29</u>	<u>221,919,910.29</u>	<u>0.00</u>	<u>207,577.64</u>	<u>0.00</u>	<u>0.00</u>	<u>1,530,508.88</u>	<u>0.00</u>		
Investment Total						<u>1.0526</u>	<u>385,017,831.52</u>	<u>385,021,458.76</u>	<u>0.00</u>	<u>330,556.09</u>	<u>27,155.00</u>	<u>0.00</u>	<u>27,264,112.71</u>	<u>296,921.67</u>		

Premium/Discount Amortization

Ft. Bend County

Effective Interest - Actual Life

Receipts in Period

05/01/17 - 05/31/17

12

CUSIP	Invest Number	Security Description	Purchase Date	Amortiz Date	Yield Earned	Beginning Par Val/Shares	Beginning Unamor Val/Cost	Premium Discount	Ending Par Val/Shares	Ending Amor Val/Cost	Unamor Prem/Dscnt	Amortization In the Perd	Amortization Purch/Date
FFCB													
3133EGJX4	16-0004	FFCB 1.08 07/05/19	07/05/16	07/05/19	<u>1.0800</u>	<u>8,500,000.00</u>	<u>8,500,000.00</u>	<u>0.00</u>	<u>8,500,000.00</u>	<u>8,500,000.00</u>	<u>0.00</u>	<u>0.00</u>	<u>0.00</u>
FFCB Total						<u>1.0800</u>	<u>8,500,000.00</u>	<u>8,500,000.00</u>	<u>0.00</u>	<u>8,500,000.00</u>	<u>8,500,000.00</u>	<u>0.00</u>	<u>0.00</u>
FHLMC													
3134G9H42	16-0002	FHLMC 0.70 12/29/17	06/30/16	12/29/17	0.7000	10,000,000.00	10,000,000.00	0.00	10,000,000.00	10,000,000.00	0.00	0.00	0.00
3137EAEA3	16-0001	FHLMC 0.75 04/09/18	06/29/16	04/09/18	0.6790	6,000,000.00	6,007,505.28	-7,505.28	6,000,000.00	6,003,627.24	-3,627.24	-352.60	-3,878.04
3134G9G76	16-0003	FHLMC 0.80 06/29/18	06/30/16	06/29/18	<u>0.8000</u>	<u>14,500,000.00</u>	<u>14,500,000.00</u>	<u>0.00</u>	<u>14,500,000.00</u>	<u>14,500,000.00</u>	<u>0.00</u>	<u>0.00</u>	<u>0.00</u>
FHLMC Total						<u>0.7434</u>	<u>30,500,000.00</u>	<u>30,507,505.28</u>	<u>-7,505.28</u>	<u>30,500,000.00</u>	<u>30,503,627.24</u>	<u>-3,627.24</u>	<u>-352.60</u>
Money Market													
Prosperity-Money Market Accts.		AR-0009	Money Market	11/30/03	Open	<u>1.0693</u>	<u>135,796,766.62</u>	<u>135,796,766.62</u>	<u>0.00</u>	<u>124,097,921.23</u>	<u>124,097,921.23</u>	<u>0.00</u>	<u>0.00</u>
Money Market Total						<u>1.0693</u>	<u>135,796,766.62</u>	<u>135,796,766.62</u>	<u>0.00</u>	<u>124,097,921.23</u>	<u>124,097,921.23</u>	<u>0.00</u>	<u>0.00</u>
State Pool													
MB02-MBIA General	AR-0015	State Pool	11/01/08	Open	1.0856	35,461,258.58	35,461,258.58	0.00	35,493,955.05	35,493,955.05	0.00	0.00	0.00
MB03-MBIA Road & Bridge	AR-0016	State Pool	11/01/08	Open	1.0856	14,028,151.02	14,028,151.02	0.00	14,041,085.47	14,041,085.47	0.00	0.00	0.00
MB04-MBIA Drainage	AR-0017	State Pool	11/01/08	Open	1.0856	13,706,931.07	13,706,931.07	0.00	13,719,569.33	13,719,569.33	0.00	0.00	0.00
MB06-MBIA Toll Rd. Operations	AR-0019	State Pool	11/01/08	Open	1.0856	8,342,663.96	8,342,663.96	0.00	8,350,356.17	8,350,356.17	0.00	0.00	0.00
TT00-TX TERM General	AR-0022	State Pool	11/01/08	Open	0.7645	1,016.45	1,016.45	0.00	1,017.11	1,017.11	0.00	0.00	0.00
TT02-TX TERM Toll Rd. Operation	AR-0024	State Pool	11/01/08	Open	0.7654	1,015.29	1,015.29	0.00	1,015.95	1,015.95	0.00	0.00	0.00
TT04-TX TERM Road & Bridge	AR-0026	State Pool	11/01/08	Open	0.7551	1,013.45	1,013.45	0.00	1,014.10	1,014.10	0.00	0.00	0.00
TT05-TX TERM Drainage	AR-0027	State Pool	11/01/08	Open	0.7704	336.22	336.22	0.00	336.44	336.44	0.00	0.00	0.00
LOG1-Logic- General	AR-0028	State Pool	11/10/08	Open	1.0761	70,164,803.09	70,164,803.09	0.00	70,228,931.55	70,228,931.55	0.00	0.00	0.00
LOG2-Logic-Toll Rd.Operations	AR-0029	State Pool	11/10/08	Open	1.0678	1,025.47	1,025.47	0.00	1,026.40	1,026.40	0.00	0.00	0.00
LOG5-Logic-Drainage	AR-0032	State Pool	11/10/08	Open	1.0745	1,019.08	1,019.08	0.00	1,020.01	1,020.01	0.00	0.00	0.00
LOG8-Logic-Road & Bridge	AR-0035	State Pool	11/10/08	Open	1.0740	1,019.50	1,019.50	0.00	1,020.43	1,020.43	0.00	0.00	0.00
MB12-MBIA ESD 100 AGREEMENT	AR-0041	State Pool	08/31/16	Open	1.0856	3,923,695.98	3,923,695.98	0.00	3,927,313.78	3,927,313.78	0.00	0.00	0.00
MB13-MBIA ASSISTANCE DIST #1	AR-0042	State Pool	08/31/16	Open	1.0856	12,065,574.85	12,065,574.85	0.00	12,076,699.72	12,076,699.72	0.00	0.00	0.00
MB14-MBIA GR PARKWAY OPERATIONS	AR-0043	State Pool	08/31/16	Open	1.0856	4,551,656.94	4,551,656.94	0.00	4,555,853.71	4,555,853.71	0.00	0.00	0.00
MB15-FACILITIES BONDS 2016	AR-0044	State Pool	08/31/16	Open	1.0851	30,182,277.27	30,182,277.27	0.00	25,206,824.10	25,206,824.10	0.00	0.00	0.00
MB16-MOBILITY BONDS 2016	AR-0045	State Pool	08/31/16	Open	1.0850	20,158,162.42	20,158,162.42	0.00	16,174,123.10	16,174,123.10	0.00	0.00	0.00
MB17 - SR LIEN BOND 2016	AR-0046	State Pool	12/09/16	Open	<u>1.0850</u>	<u>23,120,712.01</u>	<u>23,120,712.01</u>	<u>0.00</u>	<u>18,138,747.87</u>	<u>18,138,747.87</u>	<u>0.00</u>	<u>0.00</u>	<u>0.00</u>
State Pool Total						<u>1.0825</u>	<u>235,712,332.65</u>	<u>235,712,332.65</u>	<u>0.00</u>	<u>221,919,910.29</u>	<u>221,919,910.29</u>	<u>0.00</u>	<u>0.00</u>
Investment Total						<u>1.0526</u>	<u>410,509,099.27</u>	<u>410,516,604.55</u>	<u>-7,505.28</u>	<u>385,017,831.52</u>	<u>385,021,458.76</u>	<u>-3,627.24</u>	<u>-352.60</u>

Open Investments
Ft. Bend County
Effective Interest - Actual Life
Receipts in Period
05/31/17

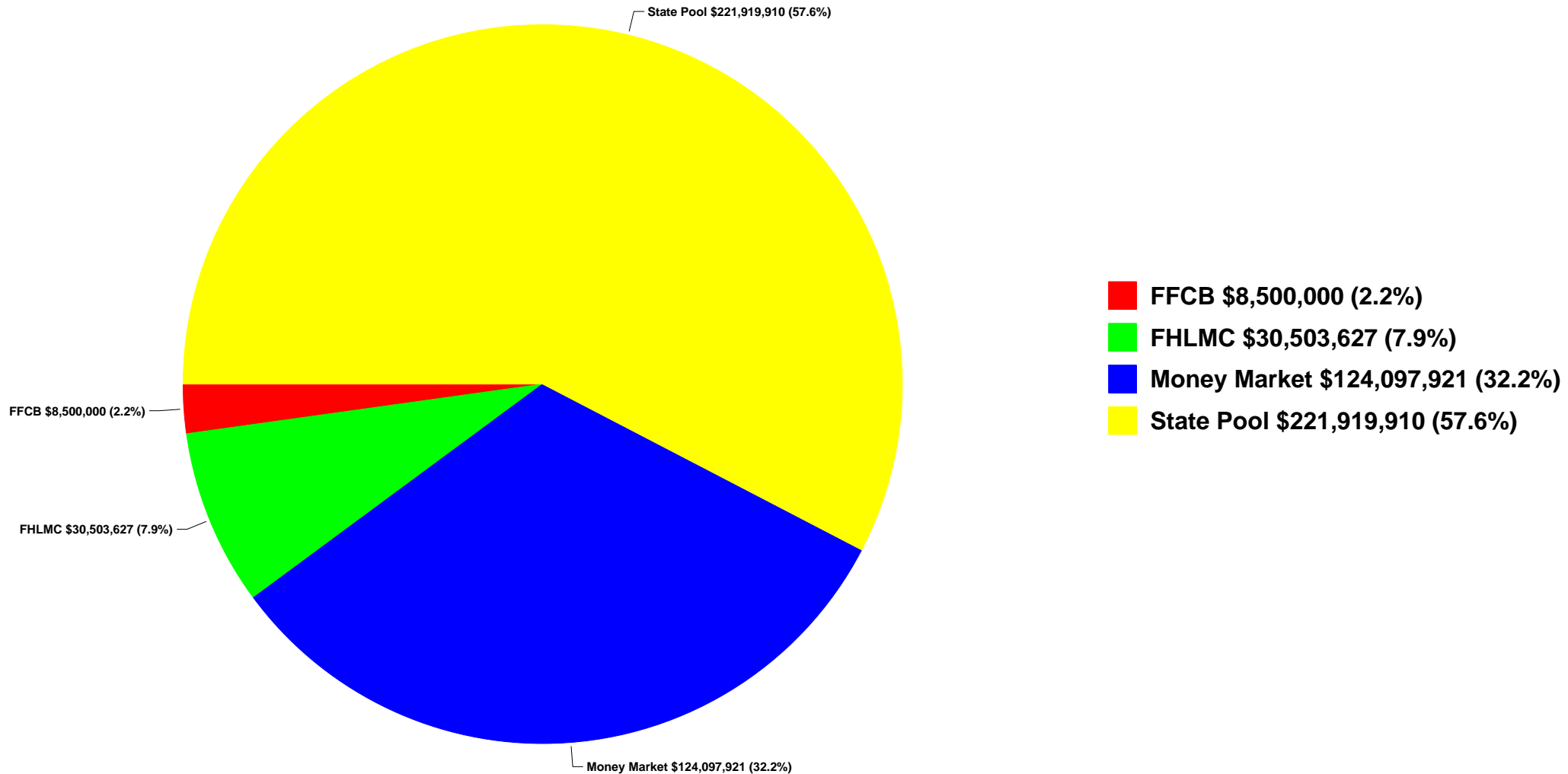
13

CUSIP	Invest Number	Security Description	Invest Class	Purchase Date	Call Date	Purchase Institut	SafeKeep Institut	Issuing Institut	Yield Matur	Yield Call	Original Unit Cost	Original Par Val/Shares	Original Princ/Cost	Orig Prem Discount	Ending Unit Price	Ending Par Val/Shares	Ending Amor Val/Cost	Unamor Prem/Dscnt
FFCB																		
3133BGTJ4	16-0004	FFCB 1.08 07/05/19		07/05/16	Open	700	100	None	1.0800	1.0800	1.000000	8,500,000.00	8,500,000.00	0.00	1.000000	8,500,000.00	8,500,000.00	0.00
FFCB Total									<u>1.0800</u>	<u>1.0800</u>	<u>1.000000</u>	<u>8,500,000.00</u>	<u>8,500,000.00</u>	<u>0.00</u>	<u>1.000000</u>	<u>8,500,000.00</u>	<u>8,500,000.00</u>	<u>0.00</u>
FHLMC																		
3134G9H42	16-0002	FHLMC 0.70 12/29/17		06/30/16	Open	700	100	None	0.7000	0.7000	1.000000	10,000,000.00	10,000,000.00	0.00	1.000000	10,000,000.00	10,000,000.00	0.00
3137EAEA3	16-0001	FHLMC 0.75 04/09/18		06/29/16	Open	700	100	None	0.6790	0.6790	1.001251	6,000,000.00	6,007,505.28	-7,505.28	1.000605	6,000,000.00	6,003,627.24	-3,627.24
3134G9G76	16-0003	FHLMC 0.80 06/29/18		06/30/16	Open	1200	100	None	0.8000	0.8000	1.000000	14,500,000.00	14,500,000.00	0.00	1.000000	14,500,000.00	14,500,000.00	0.00
FHLMC Total									<u>0.7434</u>	<u>0.7434</u>	<u>1.000246</u>	<u>30,500,000.00</u>	<u>30,507,505.28</u>	<u>-7,505.28</u>	<u>1.000119</u>	<u>30,500,000.00</u>	<u>30,503,627.24</u>	<u>-3,627.24</u>
Money Market																		
Prosperity-Money Market Accts.	AR-0009	Money Market		11/30/03	Open	100	100	100	1.1230	1.1230	1.000000	12,505,577.66	12,505,577.66	0.00	1.000000	124,097,921.23	124,097,921.23	0.00
Money Market Total									<u>1.1230</u>	<u>1.1230</u>	<u>1.000000</u>	<u>12,505,577.66</u>	<u>12,505,577.66</u>	<u>0.00</u>	<u>1.000000</u>	<u>124,097,921.23</u>	<u>124,097,921.23</u>	<u>0.00</u>
State Pool																		
MB02-MBIA General	AR-0015	State Pool		11/01/08	Open	2000	2000	2000	1.0900	1.0900	1.000000	17,374,917.83	17,374,917.83	0.00	1.000000	35,493,955.05	35,493,955.05	0.00
MB03-MBIA Road & Bridge	AR-0016	State Pool		11/01/08	Open	2000	2000	2000	1.0900	1.0900	1.000000	2,856,438.24	2,856,438.24	0.00	1.000000	14,041,085.47	14,041,085.47	0.00
MB04-MBIA Drainage	AR-0017	State Pool		11/01/08	Open	2000	2000	2000	1.0900	1.0900	1.000000	1,267,218.21	1,267,218.21	0.00	1.000000	13,719,569.33	13,719,569.33	0.00
MB06-MBIA Toll Rd. Operations	AR-0019	State Pool		11/01/08	Open	2000	2000	2000	1.0900	1.0900	1.000000	3,143,377.27	3,143,377.27	0.00	1.000000	8,350,356.17	8,350,356.17	0.00
TT00-TX TERM General	AR-0022	State Pool		11/01/08	Open	2005	2005	2005	0.7600	0.7600	1.000000	10,006,437.87	10,006,437.87	0.00	1.000000	1,017.11	1,017.11	0.00
TT02-TX TERM Toll Rd. Operation	AR-0024	State Pool		11/01/08	Open	2005	2005	2005	0.7600	0.7600	0.000000	0.00	0.00	0.00	1.000000	1,015.95	1,015.95	0.00
TT04-TX TERM Road & Bridge	AR-0026	State Pool		11/01/08	Open	2005	2005	2005	0.7600	0.7600	1.000000	10,463.28	10,463.28	0.00	1.000000	1,014.10	1,014.10	0.00
TT05-TX TERM Drainage	AR-0027	State Pool		11/01/08	Open	2005	2005	2005	0.7600	0.7600	1.000000	109,774.61	109,774.61	0.00	1.000000	336.44	336.44	0.00
LOG1-Logic- General	AR-0028	State Pool		11/10/08	Open	200	200	200	1.0761	1.0761	1.000000	10,000,000.00	10,000,000.00	0.00	1.000000	70,228,931.55	70,228,931.55	0.00
LOG2-Logic-Toll Rd.Operations	AR-0029	State Pool		11/10/08	Open	200	200	200	1.0761	1.0761	1.000000	2,000,000.00	2,000,000.00	0.00	1.000000	1,026.40	1,026.40	0.00
LOG5-Logic-Drainage	AR-0032	State Pool		11/10/08	Open	200	200	200	1.0761	1.0761	1.000000	500,000.00	500,000.00	0.00	1.000000	1,020.01	1,020.01	0.00
LOG8-Logic-Road & Bridge	AR-0035	State Pool		11/10/08	Open	200	200	200	1.0761	1.0761	1.000000	1,000,000.00	1,000,000.00	0.00	1.000000	1,020.43	1,020.43	0.00
MB12-MBIA ESD 100 AGREEMENT	AR-0041	State Pool		08/31/16	Open	2000	2000	2000	1.0900	1.0900	1.000000	3,900,000.00	3,900,000.00	0.00	1.000000	3,927,313.78	3,927,313.78	0.00
MB13-MBIA ASSISTANCE DIST #1	AR-0042	State Pool		08/31/16	Open	2000	2000	2000	1.0900	1.0900	1.000000	10,000,000.00	10,000,000.00	0.00	1.000000	12,076,699.72	12,076,699.72	0.00
MB14-MBIA GR PARKWAY OPERATIONS	AR-0043	State Pool		08/31/16	Open	2000	2000	2000	1.0900	1.0900	1.000000	8,500,000.00	8,500,000.00	0.00	1.000000	4,555,853.71	4,555,853.71	0.00
MB15-FACILITIES BONDS 2016	AR-0044	State Pool		08/31/16	Open	2000	2000	2000	1.0900	1.0900	1.000000	30,000,000.00	30,000,000.00	0.00	1.000000	25,206,824.10	25,206,824.10	0.00
MB16-MOBILITY BONDS 2016	AR-0045	State Pool		08/31/16	Open	2000	2000	2000	1.0900	1.0900	1.000000	30,000,000.00	30,000,000.00	0.00	1.000000	16,174,123.10	16,174,123.10	0.00
MB17 - SR LIEN BOND 2016	AR-0046	State Pool		12/09/16	Open	2000	2000	2000	1.0900	1.0900	1.000000	35,000,000.00	35,000,000.00	0.00	1.000000	18,138,747.87	18,138,747.87	0.00
State Pool Total									<u>1.0856</u>	<u>1.0856</u>	<u>1.000000</u>	<u>165,668,627.31</u>	<u>165,668,627.31</u>	<u>0.00</u>	<u>1.000000</u>	<u>221,919,910.29</u>	<u>221,919,910.29</u>	<u>0.00</u>
Investment Total									<u>1.0700</u>	<u>1.0700</u>	<u>1.000035</u>	<u>217,174,204.97</u>	<u>217,181,710.25</u>	<u>-7,505.28</u>	<u>1.000009</u>	<u>385,017,831.52</u>	<u>385,021,458.76</u>	<u>-3,627.24</u>

Open Investments
Ft. Bend County
Effective Interest - Actual Life
Receipts in Period
05/31/17

By Security

Open Investments \$385,021,459



FBC INVESTMENT TRAILING 12 MONTHS

Open Investments		FARMERS MAC DN	FFCB	FHLB	FHLMC	FNMA	FNMA DISCOUNT NOTE	State Pool	Prosperity Money Market	Prosperity - Invst. Acct.
\$ 326,876,601	5/31/2016	\$ -	\$ -	\$ -	\$ -	\$ -	\$ -	\$ 686,910	\$ 326,189,691	\$ -
\$ 423,775,100	6/30/2016	\$ -	\$ -	\$ -	\$ 30,507,482	\$ -	\$ -	\$ 687,266	\$ 392,580,351	\$ -
\$ 405,130,013	7/31/2016	\$ -	\$ 8,500,000	\$ -	\$ 30,507,135	\$ -	\$ -	\$ 687,638	\$ 365,435,240	\$ -
\$ 381,778,053	8/31/2016	\$ -	\$ 8,500,000	\$ -	\$ 30,506,787	\$ -	\$ -	\$ 106,090,584	\$ 236,680,683	\$ -
\$ 355,512,703	9/30/2016	\$ -	\$ 8,500,000	\$ -	\$ 30,506,440	\$ -	\$ -	\$ 106,157,420	\$ 210,348,843	\$ -
\$ 329,384,202	10/31/2016	\$ -	\$ 8,500,000	\$ -	\$ 30,506,440	\$ -	\$ -	\$ 106,231,840	\$ 184,144,857	\$ -
\$ 304,497,868	11/30/2016	\$ -	\$ 8,500,000	\$ -	\$ 30,505,738	\$ -	\$ -	\$ 106,304,648	\$ 159,187,483	\$ -
\$ 325,572,163	12/31/2016	\$ -	\$ 8,500,000	\$ -	\$ 30,505,386	\$ -	\$ -	\$ 137,401,990	\$ 149,164,787	\$ -
\$ 457,937,770	1/31/2017	\$ -	\$ 8,500,000	\$ -	\$ 30,505,035	\$ -	\$ -	\$ 195,548,001	\$ 223,384,734	\$ -
\$ 483,201,357	2/28/2017	\$ -	\$ 8,500,000	\$ -	\$ 30,504,684	\$ -	\$ -	\$ 298,250,107	\$ 145,946,566	\$ -
\$ 432,895,111	3/31/2017	\$ -	\$ 8,500,000	\$ -	\$ 30,504,332	\$ -	\$ -	\$ 265,491,332	\$ 128,399,447	\$ -
\$ 410,513,079	4/30/2017	\$ -	\$ 8,500,000	\$ -	\$ 30,503,980	\$ -	\$ -	\$ 235,712,333	\$ 135,796,767	\$ -
\$ 385,021,459	5/31/2017	\$ -	\$ 8,500,000	\$ -	\$ 30,503,627	\$ -	\$ -	\$ 221,919,910	\$ 124,097,921	\$ -

Wendt, Sandra

From: Laura Turner (111) <Laura.Turner@prosperitybankusa.com>
Sent: Monday, May 01, 2017 11:37 AM
To: Brogdon, Jennifer; Segura, Maria; Elster, Melissa; Schultz, Patsy; Wendt, Sandra
Subject: May Interest Rate

In accordance to the Depository bid, the variable interest rate for the month of May will reflect the change in the 91 day T-bill rate. The 91 day T-bill investment rate is 0.833%. Rate paid will be 1.123% (0.833% + .29) on the General Fund and all other accounts.

Thank you!

Laura

Laura Turner

Assistant Vice President

Lending Assistant

Prosperity Bank

Sugar Land Banking Center

14060 Southwest Freeway

Sugar Land, TX 77478

Phone: 281-269-7200

Direct: 281-269-7254

Fax: 281-269-7108

Email: laura.turner@prosperitybankusa.com

NYSE: PB

Handy information should the need arise.....

281-242-4762 Fastline

1.866.985.2273 To Activate & Pin your Debit Card

1.800.684.2132 Report your card Lost/Stolen ATM/Debit Card

1.800.531.1401 Customer Service Center Mon-->Fri. 7am-7pm & Sat. 9am-5pm (can also assist with debit card issues).



Please consider the environment before printing this e-mail - think Green



This transmission may contain information that is privileged, confidential and or exempt from disclosure under applicable law. If you are not the intended recipient, you are hereby notified that any disclosure, copying, distribution or use of the information contained herein (including any reliance thereon) is STRICTLY



Daily Rates

May 2017

TXCLASS *Average Monthly Yield: 1.09%*

Date	Dividend Rate	Annual Yield
01-May-17	0.000029578	1.08%
02-May-17	0.000029455	1.08%
03-May-17	0.000029457	1.08%
04-May-17	0.000029455	1.08%
05-May-17	0.000029455	1.08%
06-May-17	0.000029455	1.08%
07-May-17	0.000029455	1.08%
08-May-17	0.000029616	1.08%
09-May-17	0.000029455	1.08%
10-May-17	0.000029455	1.08%
11-May-17	0.000029455	1.08%
12-May-17	0.000029455	1.08%
13-May-17	0.000029455	1.08%
14-May-17	0.000029455	1.08%
15-May-17	0.000029971	1.10%
16-May-17	0.000029746	1.09%
17-May-17	0.000029752	1.09%
18-May-17	0.000029790	1.09%
19-May-17	0.000029845	1.09%
20-May-17	0.000029845	1.09%
21-May-17	0.000029845	1.09%
22-May-17	0.000029878	1.09%
23-May-17	0.000029859	1.09%
24-May-17	0.000029842	1.09%
25-May-17	0.000030007	1.10%
26-May-17	0.000030015	1.10%
27-May-17	0.000030015	1.10%
28-May-17	0.000030015	1.10%
29-May-17	0.000030015	1.10%
30-May-17	0.000030443	1.11%
31-May-17	0.000030102	1.10%

Current Rates:

As of May 31, 2017

Current Yield¹	<u>0.77%</u>
One-Day Yield¹	<u>0.78%</u>
Allocation Factor¹	<u>0.000021234</u>

Historical Rates

Monthly Distribution Yields²

	<u>2008</u>	<u>2009</u>	<u>2010</u>	<u>2011</u>	<u>2012</u>	<u>2013</u>	<u>2014</u>	<u>2015</u>	<u>2016</u>	<u>2017</u>
January	4.27%	1.14%	0.17%	0.14%	0.08%	0.12%	0.04%	0.07%	0.35%	0.58%
February	3.57%	0.83%	0.17%	0.17%	0.10%	0.10%	0.04%	0.08%	0.39%	0.59%
March	2.98%	0.74%	0.18%	0.14%	0.10%	0.10%	0.04%	0.09%	0.41%	0.66%
April	2.51%	0.63%	0.19%	0.10%	0.10%	0.08%	0.04%	0.09%	0.42%	0.75%
May	2.36%	0.55%	0.19%	0.09%	0.12%	0.08%	0.04%	0.09%	0.43%	0.76%
June	2.26%	0.50%	0.21%	0.09%	0.13%	0.05%	0.04%	0.09%	0.44%	
July	2.29%	0.42%	0.23%	0.06%	0.13%	0.05%	0.05%	0.10%	0.45%	
August	2.39%	0.41%	0.24%	0.08%	0.13%	0.05%	0.06%	0.11%	0.47%	
September	2.38%	0.37%	0.21%	0.07%	0.13%	0.05%	0.06%	0.13%	0.50%	
October	2.65%	0.27%	0.19%	0.07%	0.13%	0.04%	0.06%	0.15%	0.47%	
November	2.13%	0.26%	0.17%	0.08%	0.13%	0.04%	0.06%	0.15%	0.45%	
December	1.79%	0.23%	0.15%	0.11%	0.13%	0.04%	0.07%	0.23%	0.50%	

**Call Toll-Free
1-866-TEX-TERM**

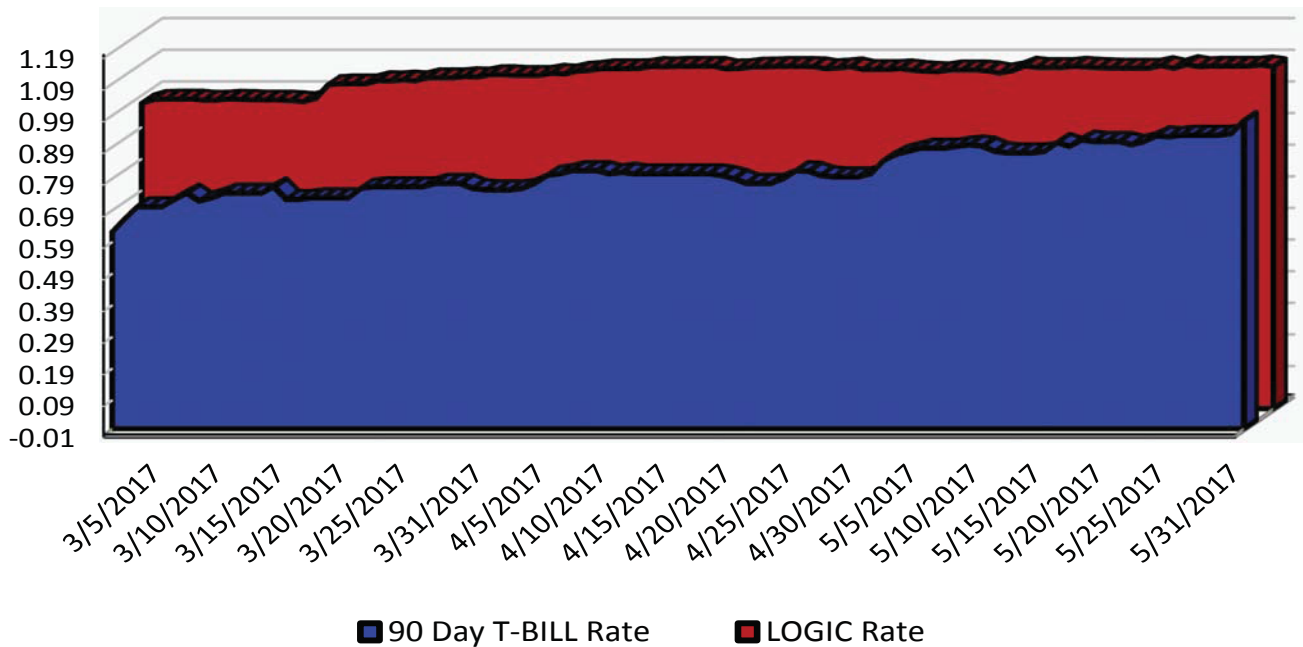
Past performance is not indicative of future results and yields may vary.

(1) The current yield, which is also known as the current annualized yield or current seven-day yield, represents the net change, exclusive of capital changes and income other than investment income, in the value of a hypothetical account with a balance of one share (normally \$1.00 per share) over a seven-day base period expressed as a percentage of the value of one share at the beginning of the seven-day period. This resulting net change in account value is then annualized by multiplying it by 365 and dividing the result by 7. The yields shown may reflect fee waivers by service providers that subsidize and reduce the total operating expenses of the TexasDAILY portfolio. Portfolio yields would be lower if there were no such waivers. The allocation factor represents the daily net income dividend declared by the TexasDAILY portfolio divided by the portfolio's daily net assets. The one-day yield represents the allocation factor of the TexasDAILY portfolio divided by the daily net asset value per share (normally \$1.00) multiplied by 365. Unlike the current yield—which excludes capital changes and income other than investment income—the allocation factor and one-day yield are inclusive of capital changes and any income other than investment income.

(2) The monthly distribution yield represents the sum of a month's one-day allocation factors divided by the number of days in that month, and multiplied by 365. The yields shown may reflect fee waivers by service providers that subsidize and reduce the total operating expenses of the TexasDAILY portfolio. Portfolio yields would be lower if there were no such waivers.

*This information is for institutional investor use only, not for further distribution to retail investors, and does not represent an offer to sell or a solicitation of an offer to buy or sell any fund or other security. Investors should consider the Pool's investment objectives, risks, charges and expenses before investing. This and other information about the Pool is available in the Pool's Information Statement, which should be read carefully before investing. A copy of the Pool's Information Statement may be obtained by calling 1-866-839-8376 or is available on the Pool's website at www.texasterm.net. While TexasDAILY seeks to maintain a stable net asset value of \$1.00 per share and TexasTERM seeks to achieve a net asset value of \$1.00 per share at its stated maturity, it is possible to lose money investing in the Pool. An investment in the Pool is not insured or guaranteed by the Federal Deposit Insurance Corporation or any other government agency. Shares of the Pool are distributed by **PFM Fund Distributors, Inc.**, member Financial Industry Regulatory Authority (FINRA) (www.finra.org) and Securities Investor Protection Corporation (SIPC) (www.sipc.org). PFM Fund Distributors, Inc. is a wholly owned subsidiary of PFM Asset Management LLC.*

LOGIC versus 90-Day Treasury Bill



This material is for information purposes only. This information does not represent an offer to buy or sell a security. The above rate information is obtained from sources that are believed to be reliable; however, its accuracy or completeness may be subject to change. The LOGIC management fee may be waived in full or in part at the discretion of the LOGIC co-administrators and the LOGIC rate for the period shown reflects waiver of fees. This table represents historical investment performance/return to the customer, net of fees, and is not an indication of future performance. An investment in the security is not insured or guaranteed by the Federal Deposit Insurance Corporation or any other government agency. Although the issuer seeks to preserve the value of an investment at \$1.00 per share, it is possible to lose money by investing in the security. Information about these and other program details are in the fund's Information Statement which should be read carefully before investing. The yield on the 90-Day Treasury Bill ("T-Bill Yield") is shown for comparative purposes only. When comparing the investment returns of the LOGIC pool to the T-Bill Yield, you should know that the LOGIC pool consist of allocations of specific diversified securities as detailed in the respective Information Statements. The T-Bill Yield is taken from Bloomberg Finance L.P. and represents the daily closing yield on the then current 90-day T-Bill.

Daily Summary for May 2017

Date	Mny Mkt Fund Equiv. [SEC Std.]	Daily Allocation Factor	LOGIC Invested Balance	Market Value Per Share	WAM Days (1)*	WAM Days (2)*
5/1/2017	1.0739%	0.000029423	\$6,545,580,266.20	1.000224	28	67
5/2/2017	1.0694%	0.000029298	\$6,546,667,133.31	1.000221	30	70
5/3/2017	1.0659%	0.000029203	\$6,552,365,176.73	1.000220	29	72
5/4/2017	1.0643%	0.000029160	\$6,541,428,812.65	1.000231	29	71
5/5/2017	1.0704%	0.000029326	\$6,502,110,487.88	1.000189	29	73
5/6/2017	1.0704%	0.000029326	\$6,502,110,487.88	1.000189	29	73
5/7/2017	1.0704%	0.000029326	\$6,502,110,487.88	1.000189	29	73
5/8/2017	1.0672%	0.000029237	\$6,494,886,727.67	1.000222	29	73
5/9/2017	1.0604%	0.000029051	\$6,496,243,228.86	1.000218	29	72
5/10/2017	1.0674%	0.000029243	\$6,459,056,816.75	1.000213	29	72
5/11/2017	1.0822%	0.000029649	\$6,463,535,752.24	1.000227	31	76
5/12/2017	1.0779%	0.000029531	\$6,482,445,974.36	1.000197	28	73
5/13/2017	1.0779%	0.000029531	\$6,482,445,974.36	1.000197	28	73
5/14/2017	1.0779%	0.000029531	\$6,482,445,974.36	1.000197	28	73
5/15/2017	1.0820%	0.000029645	\$6,411,497,830.20	1.000239	28	75
5/16/2017	1.0793%	0.000029569	\$6,422,109,884.54	1.000233	28	73
5/17/2017	1.0773%	0.000029515	\$6,417,872,699.11	1.000239	27	72
5/18/2017	1.0762%	0.000029485	\$6,422,640,874.89	1.000244	27	72
5/19/2017	1.0760%	0.000029479	\$6,378,246,496.34	1.000223	26	70
5/20/2017	1.0760%	0.000029479	\$6,378,246,496.34	1.000223	26	70
5/21/2017	1.0760%	0.000029479	\$6,378,246,496.34	1.000223	26	70
5/22/2017	1.0839%	0.000029695	\$6,356,384,591.10	1.000259	26	70
5/23/2017	1.0755%	0.000029466	\$6,430,894,306.94	1.000260	26	69
5/24/2017	1.0872%	0.000029785	\$6,359,232,052.95	1.000271	27	70
5/25/2017	1.0803%	0.000029597	\$6,377,251,525.26	1.000275	26	69
5/26/2017	1.0820%	0.000029645	\$6,347,822,950.84	1.000223	23	67
5/27/2017	1.0820%	0.000029645	\$6,347,822,950.84	1.000223	23	67
5/28/2017	1.0820%	0.000029645	\$6,347,822,950.84	1.000223	23	67
5/29/2017	1.0820%	0.000029645	\$6,347,822,950.84	1.000223	23	67
5/30/2017	1.0862%	0.000029760	\$6,322,413,159.39	1.000256	23	70
5/31/2017	1.0804%	0.000029599	\$6,257,671,308.91	1.000265	23	70
Average	1.0761%	0.000029483	\$6,430,884,929.90		27	71

Prosperity Bank
Money Market Accounts
May 31, 2017

FUND	DESCRIPTION	BEGINNING BALANCE	DEPOSITS	WITH- DRAWALS	INTEREST	ENDING BALANCE
100	General Operating	45,885,612.43	24,878,394.29	43,241,767.48	33,008.56	27,555,247.80
150	Juvenile Operations	9,320,701.89	447,552.13	1,271,659.51	8,688.39	8,505,282.90
155	Road & Bridge	2,593,580.59	907,354.05	2,307,282.68	2,025.98	1,195,677.94
160	Drainage District	1,647,706.38	41,046.73	719,641.91	1,352.35	970,463.55
165	Lateral Road	808,103.74	-	-	770.75	808,874.49
170	Statue Restoration	4,332.68	-	-	4.13	4,336.81
175	City Water Assistance	25,767.67	251.00	372.24	24.62	25,671.05
185	Entex Contributions	4.40	-	-	-	4.40
190	H L & P Assistance	62,017.00	30,000.00	345.70	64.55	91,735.85
195	County Law Library	1,200,488.93	29,468.79	23,404.32	1,151.37	1,207,704.77
200	Law Enforcement Academy	477,694.75	16,220.00	16,328.74	454.24	478,040.25
360	Law Enforcement Training	178,924.12	-	4,066.30	168.87	175,026.69
215	Library Donations	136,811.89	13,719.93	2,058.63	139.49	148,612.68
225	FBC Asset Forfeiture-Task-State	1,250,674.94	203,776.06	777,441.91	616.27	677,625.36
235	Probate Court Training	96,514.47	785.00	-	92.22	97,391.69
245	Alert Program-Juvenile	51,746.44	165.00	-	49.48	51,960.92
255	D A Asset Forfeiture-Fed.	52.05	-	-	0.05	52.10
265	Gus George Memorial	4,722.16	-	-	4.50	4,726.66
275	D A Special Fund Run	17,992.35	-	-	17.16	18,009.51
280	Co.Atty.Supplemental Salary	195,219.01	-	4,141.66	185.03	191,262.38
290	VIT Interest (Tax Coll)	15,229.68	369.35	5,083.49	11.66	10,527.20
300	FBC Elections	857,752.44	9,089.00	89,163.80	786.34	778,463.98
305	FBC Asset Forfeiture-Task-Fed.	8,031.94	5,153.85	1,822.74	8.75	11,371.80
310	Sheriff Ofc/Forfeiture-Assets-St.	357,578.33	130,414.48	30,808.00	429.56	457,614.37
315	Sheriff Ofc/Forfeiture-Assets-Fed.	301,843.63	-	28,554.29	280.22	273,569.56
320	Constable Pct. 2 F/A	2,349.83	-	-	2.24	2,352.07
335	DA Asset Forfeiture-State	180,816.07	122,054.69	4,743.49	260.97	298,388.24
810	Toll Road Operations	13,185,235.41	6,074,215.09	1,373,071.14	15,237.35	17,901,616.71
390	Child Protective Service IV-E	32,187.24	70.90	9,834.46	29.07	22,452.75
402	Hope 3 Program Sales	5,504.00	-	-	5.25	5,509.25
410	Child Support IVD Reimb.	249,598.70	3,710.34	-	239.88	253,548.92
415	Local Law Enf.Block Grant	33,256.70	192.00	3,039.54	31.71	30,440.87

Prosperity Bank
Money Market Accounts
May 31, 2017

440	Supervision	2,496,809.95	236,411.28	533,797.49	2,421.43	2,201,845.17
205	Surface Water Supply Corp.	7,830.58	-	-	7.47	7,838.05
TREA	Treasurer's Account	4,944,493.79	8,920,288.51	13,571,210.97	582.43	294,153.76
INVE	FBC Investment Account	0.67	-	0.67	-	-
850M	Boon-Chapman Medical	1,561,525.33	2,002,000.00	2,243,924.16	1,489.73	1,321,090.90
850D	Boon-Chapman Dental	804,192.30	500,202.76	180,317.84	981.88	1,125,059.10
882	Boon-Chapman 125	28,613.00	85,570.75	68,723.79	32.72	45,492.68
884	Fee Officer's Account	940,287.11	2,272,987.10	1,798,451.05	-	1,414,823.16
912	JP Credit Card Processing	51,777.59	261,900.34	236,573.79	63.48	77,167.62
908	EMS Credit Card Processing	12,256.36	15,689.28	12,457.42	9.05	15,497.27
600/605	Debt Service Account	15,891,877.46	171,794.64	3,800.00	15,250.88	16,075,122.98
GAS	FBC Fuel Account (Susser)	6.03	264,085.29	264,091.32	20.10	20.10
332	Fire Marshal St. Ass't. Forfeiture	660.38	-	-	0.63	661.01
JE04	JP #4 E-Filing	2,717.92	11,473.50	13,405.42	2.38	788.38
DACC	D A Credit Card Processing	453.86	2,218.66	2,671.30	0.65	1.87
PTCC	Public Transportation Credit Cards	360.01	1,407.50	1,491.41	0.34	276.44
CSCC	CSCD Credit Card	76,525.53	114,773.12	100,755.00	50.11	90,593.76
LBCC	Library Credit Card	2,373.33	9,510.26	10,863.22	2.32	1,022.69
JUCC	Juvenile Credit Card	370.72	1,500.34	1,538.36	0.35	333.05
815	Grand Pkwy Toll Road Ops	3,887,864.66	4,792,932.35	1,695,200.60	5,507.92	6,991,104.33
145	Emergency Svc Dist 100	509,250.72	-	92,018.92	465.90	417,697.70
130	Assistant Dist Number 1	3,267,506.49	372,740.40	1,500.00	3,345.52	3,642,092.41
131	Assistant Dist Number 2	1,706,849.05	111,453.49	-	1,696.54	1,819,999.08
133	Assistant Dist Number 4	609,502.92	22,129.25	425.00	594.86	631,802.03
134	Assistant Dist Number 5	132,521.71	4,311.23	425.00	128.96	136,536.90
805	Grand Pkwy Toll RD Rev Bond	4,808,526.74	-	504,609.95	4,295.73	4,308,212.52
206	Industrial Development Corp	124,703.42	-	-	118.94	124,822.36
135	Assistant Dist Number 6	2,003,687.42	160,785.55	5,752.60	2,007.85	2,160,728.22
CCCS	Non Fee Officer CC Clearing Acct	101,281.84	35,608.81	76.11	115.09	136,929.63
801	Sr. Lien Toll Rd Rev Bonds 2014	1,783,053.11	-	292,180.67	1,583.96	1,492,456.40
802	Sr. Lien Toll Rd Rev Bonds 2016	4,625,380.01	5,000,000.00	4,146,054.29	5,892.08	5,485,217.80
JPMT	Juror Payments	13,580.81	19,447.00	17,698.81	10.62	15,339.62
	Engineering Permitting E-Check	3,783.07	2,280.00	3.07	4.38	6,064.38

Prosperity Bank
Money Market Accounts
May 31, 2017

207	FBC Historical Commission	-	-	-	-	-
208	East FBC Development	-	-	-	-	-
742	Facilities Bonds 2016	196,487.22	5,154,500.00	1,691,773.57	2,674.34	3,661,887.99
744	Mobility Bonds 2016	2,245,312.69	4,000,000.00	1,880,884.10	3,885.91	4,368,314.50
748	Mobility Bonds 2017	3,766,290.96	-	-	3,592.21	3,769,883.17
JE11	JP 1-1 E-Filing	-	1,627.00	1,426.00	0.08	201.08
JE12	JP 1-2 E-Filing	-	1,743.50	703.50	0.08	1,040.08
JE02	JP 2 E-Filing	-	4,492.00	3,059.00	0.30	1,433.30
JE03	JP 3 E-Filing	-	3,231.00	2,425.00	0.22	806.22
	Total	135,796,766.62	67,473,097.59	79,294,921.43	122,978.45	124,097,921.23

Investment Report

Ft. Bend County


06/01/17 - 06/30/17

1

This report summarizes the investment position of Ft. Bend County for the period 06/01/17 to 06/30/17.

	05/31/17	06/30/17
Book Value	385,021,458.76	371,392,440.66
Market Value	384,827,771.52	371,189,361.02
Par Value	385,017,831.52	371,389,166.02
Change in Market Value		-9,745.00
Weighted Average Maturity (in Days)	43	42
Weighted Average Yield-to-Maturity of Portfolio	1.0700%	1.1707%
Yield-to-Maturity of	0.0000%	0.0000%
Accrued Interest		26,900.00


This report is presented in accordance with the Texas Government Code Title 10 Section 2256.023. The below signed hereby certify that, to the best of their knowledge on the date this report was created, Ft. Bend County is in compliance with the provisions of Government Code 2256 and with the stated policies and strategies of Ft. Bend County.



Director of Finance & Investments

8-10-17

Date



County Treasurer

8/10/2017

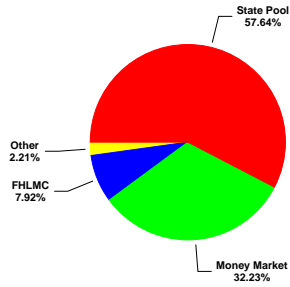
Date

Investment Report

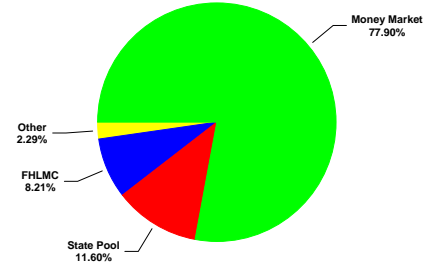
Ft. Bend County

06/01/17 - 06/30/17

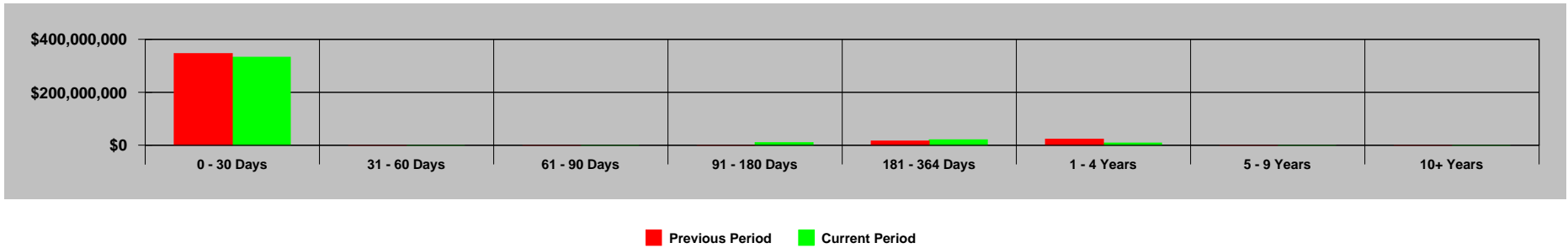
Portfolio Composition - 05/31/17



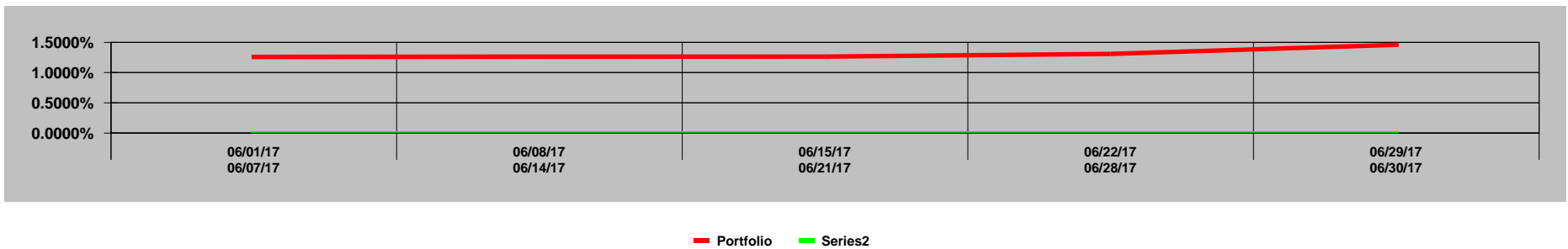
Portfolio Composition - 06/30/17



Maturity Aging - 05/31/17 vs 06/30/17



Portfolio Performance - 06/01/17 to 06/30/17



GASB 31 Compliance
Ft. Bend County
Effective Interest - Actual Life
Receipts in Period
06/01/17 - 06/30/17

CUSIP	Invest Number	Security Description	Purchase Date	Sale Date	Valuation Method	Yield Earned	Price Source 06/01/17	Beginning Unit Price	Par Value On 06/01/17	Reported Value 06/01/17	Purchase Cost	Sales Proceeds	Ending Unit Price	Par Value On 06/30/17	Price Source 06/30/17	Reported Value 06/30/17	Change in Fair Value	Interest	Net Investment Income
3137BARA3	16-0001	FHLMC 0.75 04/09/18	06/29/16	Open	Fair Value	0.7015	FTI	0.996290	6,000,000.00	5,977,740.00	0.00	0.00	0.996250	6,000,000.00	FTI	5,977,500.00	-240.00	3,750.00	3,510.00
3134GSH42	16-0002	FHLMC 0.70 12/29/17	06/30/16	Open	Fair Value	0.9640	FTI	0.997280	10,000,000.00	9,972,800.00	0.00	0.00	0.997500	10,000,000.00	FTI	9,975,000.00	2,200.00	5,833.33	8,033.33
3134GSG76	16-0003	FHLMC 0.80 06/29/18	06/30/16	Open	Fair Value	0.5840	FTI	0.994870	14,500,000.00	14,425,615.00	0.00	0.00	0.994690	14,500,000.00	FTI	14,423,005.00	-2,610.00	9,666.67	7,056.67
3133BGJX4	16-0004	FFCB 1.08 07/05/19	07/05/16	Open	Fair Value	-0.2040	FTI	0.992210	8,500,000.00	8,433,785.00	0.00	0.00	0.991140	8,500,000.00	FTI	8,424,690.00	-9,095.00	7,650.00	-1,445.00
Prosperity-Money Market Accts.	AR-0009	Money Market	11/30/03	Open	Fair Value	1.5569	Manual	1.000000	124,097,921.23	124,097,921.23	0.00	-165,216,416.02	1.000000	289,314,337.25	Manual	289,314,337.25	0.00	165,840.64	165,840.64
MB02-MBIA General	AR-0015	State Pool	11/01/08	Open	Fair Value	1.1675	Manual	1.000000	35,493,955.05	35,493,955.05	0.00	27,982,060.74	1.000000	7,511,894.31	Manual	7,511,894.31	0.00	17,939.26	17,939.26
MB03-MBIA Road & Bridge	AR-0016	State Pool	11/01/08	Open	Fair Value	1.2644	Manual	1.000000	14,041,085.47	14,041,085.47	0.00	13,990,257.40	1.000000	50,828.07	Manual	50,828.07	0.00	9,742.60	9,742.60
MB04-MBIA Drainage	AR-0017	State Pool	11/01/08	Open	Fair Value	1.2537	Manual	1.000000	13,719,569.33	13,719,569.33	0.00	12,990,396.16	1.000000	729,173.17	Manual	729,173.17	0.00	9,603.84	9,603.84
MB06-MBIA Toll Rd. Operations	AR-0019	State Pool	11/01/08	Open	Fair Value	1.1290	Manual	1.000000	8,350,356.17	8,350,356.17	0.00	-7,749.16	1.000000	8,358,105.33	Manual	8,358,105.33	0.00	7,749.16	7,749.16
TT00-TX TERM General	AR-0022	State Pool	11/01/08	Open	Fair Value	0.8493	Manual	1.000000	1,017.11	1,017.11	0.00	-0.71	1.000000	1,017.82	Manual	1,017.82	0.00	0.71	0.71
TT02-TX TERM Toll Rd. Operation	AR-0024	State Pool	11/01/08	Open	Fair Value	0.8503	Manual	1.000000	1,015.95	1,015.95	0.00	-0.71	1.000000	1,016.66	Manual	1,016.66	0.00	0.71	0.71
TT04-TX TERM Road & Bridge	AR-0026	State Pool	11/01/08	Open	Fair Value	0.8518	Manual	1.000000	1,014.10	1,014.10	0.00	-0.71	1.000000	1,014.81	Manual	1,014.81	0.00	0.71	0.71
TT05-TX TERM Drainage	AR-0027	State Pool	11/01/08	Open	Fair Value	0.8317	Manual	1.000000	336.44	336.44	0.00	-0.23	1.000000	336.67	Manual	336.67	0.00	0.23	0.23
LOG1-Logic- General	AR-0028	State Pool	11/10/08	Open	Fair Value	1.1197	Manual	1.000000	70,228,931.55	70,228,931.55	0.00	49,947,636.06	1.000000	20,281,295.49	Manual	20,281,295.49	0.00	52,363.94	52,363.94
LOG2-Logic-Toll Rd.Operations	AR-0029	State Pool	11/10/08	Open	Fair Value	1.0905	Manual	1.000000	1,026.40	1,026.40	0.00	-0.92	1.000000	1,027.32	Manual	1,027.32	0.00	0.92	0.92
LOG5-Logic-Drainage	AR-0032	State Pool	11/10/08	Open	Fair Value	1.0973	Manual	1.000000	1,020.01	1,020.01	0.00	-0.92	1.000000	1,020.93	Manual	1,020.93	0.00	0.92	0.92
LOG8-Logic-Road & Bridge	AR-0035	State Pool	11/10/08	Open	Fair Value	1.0969	Manual	1.000000	1,020.43	1,020.43	0.00	-0.92	1.000000	1,021.35	Manual	1,021.35	0.00	0.92	0.92
MB12-MBIA ESD 100 AGREEMENT	AR-0041	State Pool	08/31/16	Open	Fair Value	1.2316	Manual	1.000000	3,927,313.78	3,927,313.78	0.00	2,996,834.27	1.000000	930,479.51	Manual	930,479.51	0.00	3,165.73	3,165.73
MB13-MBIA ASSISTANCE DIST #1	AR-0042	State Pool	08/31/16	Open	Fair Value	1.2735	Manual	1.000000	12,076,699.72	12,076,699.72	0.00	11,990,708.17	1.000000	85,991.55	Manual	85,991.55	0.00	9,291.83	9,291.83
MB14-MBIA GR PARKWAY OPERATIONS	AR-0043	State Pool	08/31/16	Open	Fair Value	1.1290	Manual	1.000000	4,555,853.71	4,555,853.71	0.00	-4,227.85	1.000000	4,560,081.56	Manual	4,560,081.56	0.00	4,227.85	4,227.85
MB15-FACILITIES BONDS 2016	AR-0044	State Pool	08/31/16	Open	Fair Value	1.1186	Manual	1.000000	25,206,824.10	25,206,824.10	0.00	24,982,953.98	1.000000	223,870.12	Manual	223,870.12	0.00	17,046.02	17,046.02
MB16-MOBILITY BONDS 2016	AR-0045	State Pool	08/31/16	Open	Fair Value	1.2727	Manual	1.000000	16,174,123.10	16,174,123.10	0.00	15,987,544.15	1.000000	186,578.95	Manual	186,578.95	0.00	12,455.85	12,455.85
MB17 - SR LIEN BOND 2016	AR-0046	State Pool	12/09/16	Open	Fair Value	1.2522	Manual	1.000000	18,138,747.87	18,138,747.87	0.00	17,988,672.72	1.000000	150,075.15	Manual	150,075.15	0.00	11,327.28	11,327.28
Investment Total						1.2466		0.999506	385,017,831.52	384,827,771.52	0.00	13,628,665.50	0.999462	371,389,166.02		371,189,361.02	-9,745.00	347,659.12	337,914.12

Portfolio Position

Ft. Bend County

Effective Interest - Actual Life

Receipts in Period

06/01/17 - 06/30/17

CUSIP	Invest Number	Security Description	Purchase Date	Call Date	Par Value On 06/01/17	Par Value On 06/30/17	Market Val On 06/01/17	Market Val On 06/30/17	Purchase Cost	Sales Proceeds	Original Princ/Cost	Amor Value On 06/01/17	Amor Value On 06/30/17
130 - Assistance Dist #1													
State Pool													
MB13-MBIA ASSISTANCE DIST #1	AR-0042	State Pool	08/31/16	Open	<u>12,076,699.72</u>	<u>85,991.55</u>	<u>12,076,699.72</u>	<u>85,991.55</u>	<u>0.00</u>	<u>0.00</u>	<u>10,000,000.00</u>	<u>12,076,699.72</u>	<u>85,991.55</u>
State Pool Total					<u>12,076,699.72</u>	<u>85,991.55</u>	<u>12,076,699.72</u>	<u>85,991.55</u>	<u>0.00</u>	<u>0.00</u>	<u>10,000,000.00</u>	<u>12,076,699.72</u>	<u>85,991.55</u>
130 - Assistance Dist #1 Total					<u>12,076,699.72</u>	<u>85,991.55</u>	<u>12,076,699.72</u>	<u>85,991.55</u>	<u>0.00</u>	<u>0.00</u>	<u>10,000,000.00</u>	<u>12,076,699.72</u>	<u>85,991.55</u>
145 - ESD 100 Agreement													
State Pool													
MB12-MBIA ESD 100 AGREEMENT	AR-0041	State Pool	08/31/16	Open	<u>3,927,313.78</u>	<u>930,479.51</u>	<u>3,927,313.78</u>	<u>930,479.51</u>	<u>0.00</u>	<u>0.00</u>	<u>3,900,000.00</u>	<u>3,927,313.78</u>	<u>930,479.51</u>
State Pool Total					<u>3,927,313.78</u>	<u>930,479.51</u>	<u>3,927,313.78</u>	<u>930,479.51</u>	<u>0.00</u>	<u>0.00</u>	<u>3,900,000.00</u>	<u>3,927,313.78</u>	<u>930,479.51</u>
145 - ESD 100 Agreement Total					<u>3,927,313.78</u>	<u>930,479.51</u>	<u>3,927,313.78</u>	<u>930,479.51</u>	<u>0.00</u>	<u>0.00</u>	<u>3,900,000.00</u>	<u>3,927,313.78</u>	<u>930,479.51</u>
810 - FBC Toll Road Operations													
State Pool													
TT02-TX TERM Toll Rd. Operation	AR-0024	State Pool	11/01/08	Open	<u>0.00</u>	<u>0.00</u>	<u>0.00</u>	<u>0.00</u>	<u>0.00</u>	<u>0.00</u>	<u>0.00</u>	<u>0.00</u>	<u>0.00</u>
State Pool Total					<u>0.00</u>	<u>0.00</u>	<u>0.00</u>	<u>0.00</u>	<u>0.00</u>	<u>0.00</u>	<u>0.00</u>	<u>0.00</u>	<u>0.00</u>
810 - FBC Toll Road Operations Total					<u>0.00</u>	<u>0.00</u>	<u>0.00</u>	<u>0.00</u>	<u>0.00</u>	<u>0.00</u>	<u>0.00</u>	<u>0.00</u>	<u>0.00</u>
742 - Facilities Bond Projects 2016													
State Pool													
MB15-FACILITIES BONDS 2016	AR-0044	State Pool	08/31/16	Open	<u>25,206,824.10</u>	<u>223,870.12</u>	<u>25,206,824.10</u>	<u>223,870.12</u>	<u>0.00</u>	<u>0.00</u>	<u>30,000,000.00</u>	<u>25,206,824.10</u>	<u>223,870.12</u>
State Pool Total					<u>25,206,824.10</u>	<u>223,870.12</u>	<u>25,206,824.10</u>	<u>223,870.12</u>	<u>0.00</u>	<u>0.00</u>	<u>30,000,000.00</u>	<u>25,206,824.10</u>	<u>223,870.12</u>
742 - Facilities Bond Projects 2016 Total					<u>25,206,824.10</u>	<u>223,870.12</u>	<u>25,206,824.10</u>	<u>223,870.12</u>	<u>0.00</u>	<u>0.00</u>	<u>30,000,000.00</u>	<u>25,206,824.10</u>	<u>223,870.12</u>
815 - Grand Parkway Operations													
State Pool													
MB14-MBIA GR PARKWAY OPERATIONS	AR-0043	State Pool	08/31/16	Open	<u>4,555,853.71</u>	<u>4,560,081.56</u>	<u>4,555,853.71</u>	<u>4,560,081.56</u>	<u>0.00</u>	<u>0.00</u>	<u>8,500,000.00</u>	<u>4,555,853.71</u>	<u>4,560,081.56</u>
State Pool Total					<u>4,555,853.71</u>	<u>4,560,081.56</u>	<u>4,555,853.71</u>	<u>4,560,081.56</u>	<u>0.00</u>	<u>0.00</u>	<u>8,500,000.00</u>	<u>4,555,853.71</u>	<u>4,560,081.56</u>
815 - Grand Parkway Operations Total					<u>4,555,853.71</u>	<u>4,560,081.56</u>	<u>4,555,853.71</u>	<u>4,560,081.56</u>	<u>0.00</u>	<u>0.00</u>	<u>8,500,000.00</u>	<u>4,555,853.71</u>	<u>4,560,081.56</u>
LOG5 - LOGIC DRAINAGE													
State Pool													
LOG5-Logic-Drainage	AR-0032	State Pool	11/10/08	Open	<u>1,020.01</u>	<u>1,020.93</u>	<u>1,020.01</u>	<u>1,020.93</u>	<u>0.00</u>	<u>0.00</u>	<u>500,000.00</u>	<u>1,020.01</u>	<u>1,020.93</u>
State Pool Total					<u>1,020.01</u>	<u>1,020.93</u>	<u>1,020.01</u>	<u>1,020.93</u>	<u>0.00</u>	<u>0.00</u>	<u>500,000.00</u>	<u>1,020.01</u>	<u>1,020.93</u>
LOG5 - LOGIC DRAINAGE Total					<u>1,020.01</u>	<u>1,020.93</u>	<u>1,020.01</u>	<u>1,020.93</u>	<u>0.00</u>	<u>0.00</u>	<u>500,000.00</u>	<u>1,020.01</u>	<u>1,020.93</u>
LOG1 - LOGIC GENERAL													
State Pool													
LOG1-Logic- General	AR-0028	State Pool	11/10/08	Open	<u>70,228,931.55</u>	<u>20,281,295.49</u>	<u>70,228,931.55</u>	<u>20,281,295.49</u>	<u>0.00</u>	<u>0.00</u>	<u>10,000,000.00</u>	<u>70,228,931.55</u>	<u>20,281,295.49</u>
State Pool Total					<u>70,228,931.55</u>	<u>20,281,295.49</u>	<u>70,228,931.55</u>	<u>20,281,295.49</u>	<u>0.00</u>	<u>0.00</u>	<u>10,000,000.00</u>	<u>70,228,931.55</u>	<u>20,281,295.49</u>
LOG1 - LOGIC GENERAL Total					<u>70,228,931.55</u>	<u>20,281,295.49</u>	<u>70,228,931.55</u>	<u>20,281,295.49</u>	<u>0.00</u>	<u>0.00</u>	<u>10,000,000.00</u>	<u>70,228,931.55</u>	<u>20,281,295.49</u>
LOG8 - LOGIC ROAD & BRIDGE													
State Pool													
LOG8-Logic-Road & Bridge	AR-0035	State Pool	11/10/08	Open	<u>1,020.43</u>	<u>1,021.35</u>	<u>1,020.43</u>	<u>1,021.35</u>	<u>0.00</u>	<u>0.00</u>	<u>1,000,000.00</u>	<u>1,020.43</u>	<u>1,021.35</u>
State Pool Total					<u>1,020.43</u>	<u>1,021.35</u>	<u>1,020.43</u>	<u>1,021.35</u>	<u>0.00</u>	<u>0.00</u>	<u>1,000,000.00</u>	<u>1,020.43</u>	<u>1,021.35</u>
LOG8 - LOGIC ROAD & BRIDGE Total					<u>1,020.43</u>	<u>1,021.35</u>	<u>1,020.43</u>	<u>1,021.35</u>	<u>0.00</u>	<u>0.00</u>	<u>1,000,000.00</u>	<u>1,020.43</u>	<u>1,021.35</u>
LOG2 - LOGIC TOLL OPERATIONS													
State Pool													
LOG2-Logic-Toll Rd.Operations	AR-0029	State Pool	11/10/08	Open	<u>1,026.40</u>	<u>1,027.32</u>	<u>1,026.40</u>	<u>1,027.32</u>	<u>0.00</u>	<u>0.00</u>	<u>2,000,000.00</u>	<u>1,026.40</u>	<u>1,027.32</u>
State Pool Total					<u>1,026.40</u>	<u>1,027.32</u>	<u>1,026.40</u>	<u>1,027.32</u>	<u>0.00</u>	<u>0.00</u>	<u>2,000,000.00</u>	<u>1,026.40</u>	<u>1,027.32</u>
LOG2 - LOGIC TOLL OPERATIONS Total					<u>1,026.40</u>	<u>1,027.32</u>	<u>1,026.40</u>	<u>1,027.32</u>	<u>0.00</u>	<u>0.00</u>	<u>2,000,000.00</u>	<u>1,026.40</u>	<u>1,027.32</u>
MB04 - MBIA DRAINAGE													
State Pool													

Portfolio Position
Ft. Bend County
Effective Interest - Actual Life
Receipts in Period
06/01/17 - 06/30/17

CUSIP	Invest Number	Security Description	Purchase Date	Call Date	Par Value On 06/01/17	Par Value On 06/30/17	Market Val On 06/01/17	Market Val On 06/30/17	Purchase Cost	Sales Proceeds	Original Princ/Cost	Amor Value On 06/01/17	Amor Value On 06/30/17
MB04-MBIA Drainage	AR-0017	State Pool	11/01/08	Open	13,719,569.33	729,173.17	13,719,569.33	729,173.17	0.00	0.00	1,267,218.21	13,719,569.33	729,173.17
State Pool Total					13,719,569.33	729,173.17	13,719,569.33	729,173.17	0.00	0.00	1,267,218.21	13,719,569.33	729,173.17
MB04 - MBIA DRAINAGE Total					13,719,569.33	729,173.17	13,719,569.33	729,173.17	0.00	0.00	1,267,218.21	13,719,569.33	729,173.17
MB02 - MBIA GENERAL													
State Pool													
MB02-MBIA General	AR-0015	State Pool	11/01/08	Open	35,493,955.05	7,511,894.31	35,493,955.05	7,511,894.31	0.00	0.00	17,374,917.83	35,493,955.05	7,511,894.31
State Pool Total					35,493,955.05	7,511,894.31	35,493,955.05	7,511,894.31	0.00	0.00	17,374,917.83	35,493,955.05	7,511,894.31
MB02 - MBIA GENERAL Total					35,493,955.05	7,511,894.31	35,493,955.05	7,511,894.31	0.00	0.00	17,374,917.83	35,493,955.05	7,511,894.31
MB03 - MBIA ROAD & BRIDGE													
State Pool													
MB03-MBIA Road & Bridge	AR-0016	State Pool	11/01/08	Open	14,041,085.47	50,828.07	14,041,085.47	50,828.07	0.00	0.00	2,856,438.24	14,041,085.47	50,828.07
State Pool Total					14,041,085.47	50,828.07	14,041,085.47	50,828.07	0.00	0.00	2,856,438.24	14,041,085.47	50,828.07
MB03 - MBIA ROAD & BRIDGE Total					14,041,085.47	50,828.07	14,041,085.47	50,828.07	0.00	0.00	2,856,438.24	14,041,085.47	50,828.07
MB06 - MBIA TOLL RD OPERATIONS													
State Pool													
MB06-MBIA Toll Rd. Operations	AR-0019	State Pool	11/01/08	Open	8,350,356.17	8,358,105.33	8,350,356.17	8,358,105.33	0.00	0.00	3,143,377.27	8,350,356.17	8,358,105.33
State Pool Total					8,350,356.17	8,358,105.33	8,350,356.17	8,358,105.33	0.00	0.00	3,143,377.27	8,350,356.17	8,358,105.33
MB06 - MBIA TOLL RD OPERATIONS Total					8,350,356.17	8,358,105.33	8,350,356.17	8,358,105.33	0.00	0.00	3,143,377.27	8,350,356.17	8,358,105.33
744 - Mobility Project Bonds 2016													
State Pool													
MB16-MOBILITY BONDS 2016	AR-0045	State Pool	08/31/16	Open	16,174,123.10	186,578.95	16,174,123.10	186,578.95	0.00	0.00	30,000,000.00	16,174,123.10	186,578.95
State Pool Total					16,174,123.10	186,578.95	16,174,123.10	186,578.95	0.00	0.00	30,000,000.00	16,174,123.10	186,578.95
744 - Mobility Project Bonds 2016 Total					16,174,123.10	186,578.95	16,174,123.10	186,578.95	0.00	0.00	30,000,000.00	16,174,123.10	186,578.95
PROS - Prosperity Money Mkt. Accts.													
Money Market													
Prosperity-Money Market Accts.	AR-0009	Money Market	11/30/03	Open	124,097,921.23	289,314,337.25	124,097,921.23	289,314,337.25	0.00	0.00	12,505,577.66	124,097,921.23	289,314,337.25
Money Market Total					124,097,921.23	289,314,337.25	124,097,921.23	289,314,337.25	0.00	0.00	12,505,577.66	124,097,921.23	289,314,337.25
PROS - Prosperity Money Mkt. Accts. Total					124,097,921.23	289,314,337.25	124,097,921.23	289,314,337.25	0.00	0.00	12,505,577.66	124,097,921.23	289,314,337.25
802 - Sr Lien 2016													
State Pool													
MB17 - SR LIEN BOND 2016	AR-0046	State Pool	12/09/16	Open	18,138,747.87	150,075.15	18,138,747.87	150,075.15	0.00	0.00	35,000,000.00	18,138,747.87	150,075.15
State Pool Total					18,138,747.87	150,075.15	18,138,747.87	150,075.15	0.00	0.00	35,000,000.00	18,138,747.87	150,075.15
802 - Sr Lien 2016 Total					18,138,747.87	150,075.15	18,138,747.87	150,075.15	0.00	0.00	35,000,000.00	18,138,747.87	150,075.15
TT05 - TEXAS TERM DRAINAGE													
State Pool													
TT05-TX TERM Drainage	AR-0027	State Pool	11/01/08	Open	336.44	336.67	336.44	336.67	0.00	0.00	109,774.61	336.44	336.67
State Pool Total					336.44	336.67	336.44	336.67	0.00	0.00	109,774.61	336.44	336.67
TT05 - TEXAS TERM DRAINAGE Total					336.44	336.67	336.44	336.67	0.00	0.00	109,774.61	336.44	336.67
TT00 - TEXAS TERM GENERAL													
State Pool													
TT00-TX TERM General	AR-0022	State Pool	11/01/08	Open	1,017.11	1,017.82	1,017.11	1,017.82	0.00	0.00	10,006,437.87	1,017.11	1,017.82
State Pool Total					1,017.11	1,017.82	1,017.11	1,017.82	0.00	0.00	10,006,437.87	1,017.11	1,017.82
TT00 - TEXAS TERM GENERAL Total					1,017.11	1,017.82	1,017.11	1,017.82	0.00	0.00	10,006,437.87	1,017.11	1,017.82
TT04 - TEXAS TERM ROAD & BRIDGE													
State Pool													
TT04-TX TERM Road & Bridge	AR-0026	State Pool	11/01/08	Open	1,014.10	1,014.81	1,014.10	1,014.81	0.00	0.00	10,463.28	1,014.10	1,014.81
State Pool Total					1,014.10	1,014.81	1,014.10	1,014.81	0.00	0.00	10,463.28	1,014.10	1,014.81

Portfolio Position
Ft. Bend County
Effective Interest - Actual Life
Receipts in Period
06/01/17 - 06/30/17

CUSIP	Invest Number	Security Description	Purchase Date	Call Date	Par Value On 06/01/17	Par Value On 06/30/17	Market Val On 06/01/17	Market Val On 06/30/17	Purchase Cost	Sales Proceeds	Original Princ/Cost	Amor Value On 06/01/17	Amor Value On 06/30/17
TT04 - TEXAS TERM ROAD & BRIDGE Total					<u>1,014.10</u>	<u>1,014.81</u>	<u>1,014.10</u>	<u>1,014.81</u>	<u>0.00</u>	<u>0.00</u>	<u>10,463.28</u>	<u>1,014.10</u>	<u>1,014.81</u>
TT02 - TEXAS TERM TOLL OPERATIONS													
State Pool													
TT02-TX TERM Toll Rd. Operation	AR-0024	State Pool	11/01/08	Open	<u>1,015.95</u>	<u>1,016.66</u>	<u>1,015.95</u>	<u>1,016.66</u>	<u>0.00</u>	<u>0.00</u>	<u>0.00</u>	<u>1,015.95</u>	<u>1,016.66</u>
State Pool Total					<u>1,015.95</u>	<u>1,016.66</u>	<u>1,015.95</u>	<u>1,016.66</u>	<u>0.00</u>	<u>0.00</u>	<u>0.00</u>	<u>1,015.95</u>	<u>1,016.66</u>
TT02 - TEXAS TERM TOLL OPERATIONS Total					<u>1,015.95</u>	<u>1,016.66</u>	<u>1,015.95</u>	<u>1,016.66</u>	<u>0.00</u>	<u>0.00</u>	<u>0.00</u>	<u>1,015.95</u>	<u>1,016.66</u>
09 - Temporary Holding													
FFCB													
3133EGYX4	16-0004	FFCB 1.08 07/05/19	07/05/16	Open	<u>8,500,000.00</u>	<u>8,500,000.00</u>	<u>8,433,785.00</u>	<u>8,424,690.00</u>	<u>0.00</u>	<u>0.00</u>	<u>8,500,000.00</u>	<u>8,500,000.00</u>	<u>8,500,000.00</u>
FFCB Total					<u>8,500,000.00</u>	<u>8,500,000.00</u>	<u>8,433,785.00</u>	<u>8,424,690.00</u>	<u>0.00</u>	<u>0.00</u>	<u>8,500,000.00</u>	<u>8,500,000.00</u>	<u>8,500,000.00</u>
FHLMC													
3134G9G76	16-0003	FHLMC 0.80 06/29/18	06/30/16	Open	<u>14,500,000.00</u>	<u>14,500,000.00</u>	<u>14,425,615.00</u>	<u>14,423,005.00</u>	<u>0.00</u>	<u>0.00</u>	<u>14,500,000.00</u>	<u>14,500,000.00</u>	<u>14,500,000.00</u>
3134G9H42	16-0002	FHLMC 0.70 12/29/17	06/30/16	Open	<u>10,000,000.00</u>	<u>10,000,000.00</u>	<u>9,972,800.00</u>	<u>9,975,000.00</u>	<u>0.00</u>	<u>0.00</u>	<u>10,000,000.00</u>	<u>10,000,000.00</u>	<u>10,000,000.00</u>
3137EAEA3	16-0001	FHLMC 0.75 04/09/18	06/29/16	Open	<u>6,000,000.00</u>	<u>6,000,000.00</u>	<u>5,977,740.00</u>	<u>5,977,500.00</u>	<u>0.00</u>	<u>0.00</u>	<u>6,007,505.28</u>	<u>6,003,627.24</u>	<u>6,003,274.64</u>
FHLMC Total					<u>30,500,000.00</u>	<u>30,500,000.00</u>	<u>30,376,155.00</u>	<u>30,375,505.00</u>	<u>0.00</u>	<u>0.00</u>	<u>30,507,505.28</u>	<u>30,503,627.24</u>	<u>30,503,274.64</u>
Money Market													
Prosperity-Money Market Accts.	AR-0009	Money Market	11/30/03	Open	<u>0.00</u>	<u>0.00</u>	<u>0.00</u>	<u>0.00</u>	<u>0.00</u>	<u>0.00</u>	<u>0.00</u>	<u>0.00</u>	<u>0.00</u>
Money Market Total					<u>0.00</u>	<u>0.00</u>	<u>0.00</u>	<u>0.00</u>	<u>0.00</u>	<u>0.00</u>	<u>0.00</u>	<u>0.00</u>	<u>0.00</u>
09 - Temporary Holding Total					<u>39,000,000.00</u>	<u>39,000,000.00</u>	<u>38,809,940.00</u>	<u>38,800,195.00</u>	<u>0.00</u>	<u>0.00</u>	<u>39,007,505.28</u>	<u>39,003,627.24</u>	<u>39,003,274.64</u>
Combined Port													
FFCB													
3133EGYX4	16-0004	FFCB 1.08 07/05/19	07/05/16	Open	<u>8,500,000.00</u>	<u>8,500,000.00</u>	<u>8,433,785.00</u>	<u>8,424,690.00</u>	<u>0.00</u>	<u>0.00</u>	<u>8,500,000.00</u>	<u>8,500,000.00</u>	<u>8,500,000.00</u>
FFCB Total					<u>8,500,000.00</u>	<u>8,500,000.00</u>	<u>8,433,785.00</u>	<u>8,424,690.00</u>	<u>0.00</u>	<u>0.00</u>	<u>8,500,000.00</u>	<u>8,500,000.00</u>	<u>8,500,000.00</u>
FHLMC													
3134G9G76	16-0003	FHLMC 0.80 06/29/18	06/30/16	Open	<u>14,500,000.00</u>	<u>14,500,000.00</u>	<u>14,425,615.00</u>	<u>14,423,005.00</u>	<u>0.00</u>	<u>0.00</u>	<u>14,500,000.00</u>	<u>14,500,000.00</u>	<u>14,500,000.00</u>
3134G9H42	16-0002	FHLMC 0.70 12/29/17	06/30/16	Open	<u>10,000,000.00</u>	<u>10,000,000.00</u>	<u>9,972,800.00</u>	<u>9,975,000.00</u>	<u>0.00</u>	<u>0.00</u>	<u>10,000,000.00</u>	<u>10,000,000.00</u>	<u>10,000,000.00</u>
3137EAEA3	16-0001	FHLMC 0.75 04/09/18	06/29/16	Open	<u>6,000,000.00</u>	<u>6,000,000.00</u>	<u>5,977,740.00</u>	<u>5,977,500.00</u>	<u>0.00</u>	<u>0.00</u>	<u>6,007,505.28</u>	<u>6,003,627.24</u>	<u>6,003,274.64</u>
FHLMC Total					<u>30,500,000.00</u>	<u>30,500,000.00</u>	<u>30,376,155.00</u>	<u>30,375,505.00</u>	<u>0.00</u>	<u>0.00</u>	<u>30,507,505.28</u>	<u>30,503,627.24</u>	<u>30,503,274.64</u>
Money Market													
Prosperity-Money Market Accts.	AR-0009	Money Market	11/30/03	Open	<u>124,097,921.23</u>	<u>289,314,337.25</u>	<u>124,097,921.23</u>	<u>289,314,337.25</u>	<u>0.00</u>	<u>0.00</u>	<u>12,505,577.66</u>	<u>124,097,921.23</u>	<u>289,314,337.25</u>
Money Market Total					<u>124,097,921.23</u>	<u>289,314,337.25</u>	<u>124,097,921.23</u>	<u>289,314,337.25</u>	<u>0.00</u>	<u>0.00</u>	<u>12,505,577.66</u>	<u>124,097,921.23</u>	<u>289,314,337.25</u>
State Pool													
LOG1-Logic- General	AR-0028	State Pool	11/10/08	Open	<u>70,228,931.55</u>	<u>20,281,295.49</u>	<u>70,228,931.55</u>	<u>20,281,295.49</u>	<u>0.00</u>	<u>0.00</u>	<u>10,000,000.00</u>	<u>70,228,931.55</u>	<u>20,281,295.49</u>
LOG2-Logic-Toll Rd.Operations	AR-0029	State Pool	11/10/08	Open	<u>1,026.40</u>	<u>1,027.32</u>	<u>1,026.40</u>	<u>1,027.32</u>	<u>0.00</u>	<u>0.00</u>	<u>2,000,000.00</u>	<u>1,026.40</u>	<u>1,027.32</u>
LOG5-Logic-Drainage	AR-0032	State Pool	11/10/08	Open	<u>1,020.01</u>	<u>1,020.93</u>	<u>1,020.01</u>	<u>1,020.93</u>	<u>0.00</u>	<u>0.00</u>	<u>500,000.00</u>	<u>1,020.01</u>	<u>1,020.93</u>
LOG8-Logic-Road & Bridge	AR-0035	State Pool	11/10/08	Open	<u>1,020.43</u>	<u>1,021.35</u>	<u>1,020.43</u>	<u>1,021.35</u>	<u>0.00</u>	<u>0.00</u>	<u>1,000,000.00</u>	<u>1,020.43</u>	<u>1,021.35</u>
MB02-MBIA General	AR-0015	State Pool	11/01/08	Open	<u>35,493,955.05</u>	<u>7,511,894.31</u>	<u>35,493,955.05</u>	<u>7,511,894.31</u>	<u>0.00</u>	<u>0.00</u>	<u>17,374,917.83</u>	<u>35,493,955.05</u>	<u>7,511,894.31</u>
MB03-MBIA Road & Bridge	AR-0016	State Pool	11/01/08	Open	<u>14,041,085.47</u>	<u>50,828.07</u>	<u>14,041,085.47</u>	<u>50,828.07</u>	<u>0.00</u>	<u>0.00</u>	<u>2,856,438.24</u>	<u>14,041,085.47</u>	<u>50,828.07</u>
MB04-MBIA Drainage	AR-0017	State Pool	11/01/08	Open	<u>13,719,569.33</u>	<u>729,173.17</u>	<u>13,719,569.33</u>	<u>729,173.17</u>	<u>0.00</u>	<u>0.00</u>	<u>1,267,218.21</u>	<u>13,719,569.33</u>	<u>729,173.17</u>
MB06-MBIA Toll Rd. Operations	AR-0019	State Pool	11/01/08	Open	<u>8,350,356.17</u>	<u>8,358,105.33</u>	<u>8,350,356.17</u>	<u>8,358,105.33</u>	<u>0.00</u>	<u>0.00</u>	<u>3,143,377.27</u>	<u>8,350,356.17</u>	<u>8,358,105.33</u>
MB12-MBIA ESD 100 AGREEMENT	AR-0041	State Pool	08/31/16	Open	<u>3,927,313.78</u>	<u>930,479.51</u>	<u>3,927,313.78</u>	<u>930,479.51</u>	<u>0.00</u>	<u>0.00</u>	<u>3,900,000.00</u>	<u>3,927,313.78</u>	<u>930,479.51</u>
MB13-MBIA ASSISTANCE DIST #1	AR-0042	State Pool	08/31/16	Open	<u>12,076,699.72</u>	<u>85,991.55</u>	<u>12,076,699.72</u>	<u>85,991.55</u>	<u>0.00</u>	<u>0.00</u>	<u>10,000,000.00</u>	<u>12,076,699.72</u>	<u>85,991.55</u>
MB14-MBIA GR PARKWAY OPERATIONS	AR-0043	State Pool	08/31/16	Open	<u>4,555,853.71</u>	<u>4,560,081.56</u>	<u>4,555,853.71</u>	<u>4,560,081.56</u>	<u>0.00</u>	<u>0.00</u>	<u>8,500,000.00</u>	<u>4,555,853.71</u>	<u>4,560,081.56</u>
MB15-FACILITIES BONDS 2016	AR-0044	State Pool	08/31/16	Open	<u>25,206,824.10</u>	<u>223,870.12</u>	<u>25,206,824.10</u>	<u>223,870.12</u>	<u>0.00</u>	<u>0.00</u>	<u>30,000,000.00</u>	<u>25,206,824.10</u>	<u>223,870.12</u>
MB16-MOBILITY BONDS 2016	AR-0045	State Pool	08/31/16	Open	<u>16,174,123.10</u>	<u>186,578.95</u>	<u>16,174,123.10</u>	<u>186,578.95</u>	<u>0.00</u>	<u>0.00</u>	<u>30,000,000.00</u>	<u>16,174,123.10</u>	<u>186,578.95</u>
MB17 - SR LIEN BOND 2016	AR-0046	State Pool	12/09/16	Open	<u>18,138,747.87</u>	<u>150,075.15</u>	<u>18,138,747.87</u>	<u>150,075.15</u>	<u>0.00</u>	<u>0.00</u>	<u>35,000,000.00</u>	<u>18,138,747.87</u>	<u>150,075.15</u>
TT00-TX TERM General	AR-0022	State Pool	11/01/08	Open	<u>1,017.11</u>	<u>1,017.82</u>	<u>1,017.11</u>	<u>1,017.82</u>	<u>0.00</u>	<u>0.00</u>	<u>10,006,437.87</u>	<u>1,017.11</u>	<u>1,017.82</u>

Portfolio Position
Ft. Bend County
 Effective Interest - Actual Life
 Receipts in Period
 06/01/17 - 06/30/17

7

CUSIP	Invest Number	Security Description	Purchase Date	Call Date	Par Value On 06/01/17	Par Value On 06/30/17	Market Val On 06/01/17	Market Val On 06/30/17	Purchase Cost	Sales Proceeds	Original Princ/Cost	Amor Value On 06/01/17	Amor Value On 06/30/17
TT02-TX TERM Toll Rd. Operation	AR-0024	State Pool	11/01/08	Open	1,015.95	1,016.66	1,015.95	1,016.66	0.00	0.00	0.00	1,015.95	1,016.66
TT04-TX TERM Road & Bridge	AR-0026	State Pool	11/01/08	Open	1,014.10	1,014.81	1,014.10	1,014.81	0.00	0.00	10,463.28	1,014.10	1,014.81
TT05-TX TERM Drainage	AR-0027	State Pool	11/01/08	Open	<u>336.44</u>	<u>336.67</u>	<u>336.44</u>	<u>336.67</u>	0.00	0.00	<u>109,774.61</u>	<u>336.44</u>	<u>336.67</u>
State Pool Total					<u>221,919,910.29</u>	<u>43,074,828.77</u>	<u>221,919,910.29</u>	<u>43,074,828.77</u>	<u>0.00</u>	<u>0.00</u>	<u>165,668,627.31</u>	<u>221,919,910.29</u>	<u>43,074,828.77</u>
Combined Port Total					<u>385,017,831.52</u>	<u>371,389,166.02</u>	<u>384,827,771.52</u>	<u>371,189,361.02</u>	<u>0.00</u>	<u>0.00</u>	<u>217,181,710.25</u>	<u>385,021,458.76</u>	<u>371,392,440.66</u>

Earnings and Yields Summary

8

Ft. Bend County Effective Interest - Actual Life Receipts in Period 06/01/17 - 06/30/17

Security Description	06/01/17 06/07/17	06/08/17 06/14/17	06/15/17 06/21/17	06/22/17 06/28/17	06/29/17 06/30/17	06/01/17 06/30/17
Combined Port						
FFCB	1,785.00	1,785.00	1,785.00	1,785.00	510.00	7,650.00
FHLMC	4,409.40	4,409.39	4,409.39	4,409.39	1,259.83	18,897.40
Money Market	36,804.84	36,804.83	36,804.83	36,804.83	18,621.31	165,840.64
State Pool	<u>50,098.20</u>	<u>44,404.67</u>	<u>43,455.74</u>	<u>14,223.56</u>	<u>2,736.31</u>	<u>154,918.48</u>
Port Total	<u>93,097.44</u>	<u>87,403.89</u>	<u>86,454.96</u>	<u>57,222.78</u>	<u>23,127.45</u>	<u>347,306.52</u>
Combined Port						
FFCB	1.0800	1.0800	1.0800	1.0800	1.0800	1.0800
FHLMC	0.7434	0.7434	0.7434	0.7434	0.7434	0.7434
Money Market	1.5464	1.5464	1.5464	1.5464	1.6447	1.5569
State Pool	<u>1.1771</u>	<u>1.1749</u>	<u>1.1745</u>	<u>1.1526</u>	<u>1.1614</u>	<u>1.1732</u>
Port Total	<u>1.2590</u>	<u>1.2635</u>	<u>1.2643</u>	<u>1.3087</u>	<u>1.4596</u>	<u>1.2812</u>

Maturity Aging
Ft. Bend County
 Effective Interest - Actual Life
 Receipts in Period
 06/30/17

CUSIP	Invest Number	Security Description	Purchase Date	Days to Maturity	Yield Matur
0 - 30 Days					
LOG1-Logic- General	AR-0028	State Pool	11/10/08	1	1.1333
LOG2-Logic-Toll Rd.Operations	AR-0029	State Pool	11/10/08	1	1.1333
LOG5-Logic-Drainage	AR-0032	State Pool	11/10/08	1	1.1333
LOG8-Logic-Road & Bridge	AR-0035	State Pool	11/10/08	1	1.1333
MB02-MBIA General	AR-0015	State Pool	11/01/08	1	1.1300
MB03-MBIA Road & Bridge	AR-0016	State Pool	11/01/08	1	1.1300
MB04-MBIA Drainage	AR-0017	State Pool	11/01/08	1	1.1300
MB06-MBIA Toll Rd. Operations	AR-0019	State Pool	11/01/08	1	1.1300
MB12-MBIA ESD 100 AGREEMENT	AR-0041	State Pool	08/31/16	1	1.1300
MB13-MBIA ASSISTANCE DIST #1	AR-0042	State Pool	08/31/16	1	1.1300
MB14-MBIA GR PARKWAY OPERATIONS	AR-0043	State Pool	08/31/16	1	1.1300
MB15-FACILITIES BONDS 2016	AR-0044	State Pool	08/31/16	1	1.1300
MB16-MOBILITY BONDS 2016	AR-0045	State Pool	08/31/16	1	1.1300
MB17 - SR LIEN BOND 2016	AR-0046	State Pool	12/09/16	1	1.1300
Prosperity-Money Market Accts.	AR-0009	Money Market	11/30/03	1	1.2250
TT00-TX TERM General	AR-0022	State Pool	11/01/08	1	0.8500
TT02-TX TERM Toll Rd. Operation	AR-0024	State Pool	11/01/08	1	0.8500
TT04-TX TERM Road & Bridge	AR-0026	State Pool	11/01/08	1	0.8500
TT05-TX TERM Drainage	AR-0027	State Pool	11/01/08	1	0.8500
0 - 30 Days Total				<u>1</u>	<u>1.2129</u>
91 - 180 Days					
3134G9H42	16-0002	FHLMC 0.70 12/29/17	06/30/16	<u>179</u>	<u>0.7000</u>
91 - 180 Days Total				<u>179</u>	<u>0.7000</u>
181 - 364 Days					
3134G9G76	16-0003	FHLMC 0.80 06/29/18	06/30/16	359	0.8000
3137EAEA3	16-0001	FHLMC 0.75 04/09/18	06/29/16	<u>279</u>	<u>0.6790</u>
181 - 364 Days Total				<u>336</u>	<u>0.7646</u>
1 - 4 Years					
3133EGJX4	16-0004	FFCB 1.08 07/05/19	07/05/16	<u>735</u>	<u>1.0800</u>
1 - 4 Years Total				<u>735</u>	<u>1.0800</u>
Investment Total				<u>42</u>	<u>1.1707</u>

Activity Statement
Ft. Bend County
Effective Interest - Actual Life
Receipts in Period
06/01/17 - 06/30/17

Purchase Date	Sale Date	CUSIP	Invest Number	Security Description	Amor Value On 06/01/17	Changes In Principal	Purchase Cost	Sales Proceeds	Purchased Interest	Int/Div Rec In the Perd	Amor Value On 06/30/17
FFCB											
07/05/16	Open	3133EGJX4	16-0004	FFCB 1.08 07/05/19	8,500,000.00	0.00	0.00	0.00	0.00	0.00	8,500,000.00
FFCB Total					<u>8,500,000.00</u>	<u>0.00</u>	<u>0.00</u>	<u>0.00</u>	<u>0.00</u>	<u>0.00</u>	<u>8,500,000.00</u>
FHLMC											
06/29/16	Open	3137EAEA3	16-0001	FHLMC 0.75 04/09/18	6,003,627.24	0.00	0.00	0.00	0.00	0.00	6,003,274.64
06/30/16	Open	3134G9H42	16-0002	FHLMC 0.70 12/29/17	10,000,000.00	0.00	0.00	0.00	0.00	0.00	10,000,000.00
06/30/16	Open	3134G9G76	16-0003	FHLMC 0.80 06/29/18	14,500,000.00	0.00	0.00	0.00	0.00	0.00	14,500,000.00
FHLMC Total					<u>30,503,627.24</u>	<u>0.00</u>	<u>0.00</u>	<u>0.00</u>	<u>0.00</u>	<u>0.00</u>	<u>30,503,274.64</u>
Money Market											
11/30/03	Open	Prosperity-Money Market Accts.	AR-0009	Money Market	124,097,921.23	165,216,416.02	0.00	0.00	0.00	165,840.64	289,314,337.25
Money Market Total					<u>124,097,921.23</u>	<u>165,216,416.02</u>	<u>0.00</u>	<u>0.00</u>	<u>0.00</u>	<u>165,840.64</u>	<u>289,314,337.25</u>
State Pool											
11/01/08	Open	MB02-MBIA General	AR-0015	State Pool	35,493,955.05	-27,982,060.74	0.00	0.00	0.00	17,939.26	7,511,894.31
11/01/08	Open	MB03-MBIA Road & Bridge	AR-0016	State Pool	14,041,085.47	-13,990,257.40	0.00	0.00	0.00	9,742.60	50,828.07
11/01/08	Open	MB04-MBIA Drainage	AR-0017	State Pool	13,719,569.33	-12,990,396.16	0.00	0.00	0.00	9,603.84	729,173.17
11/01/08	Open	MB06-MBIA Toll Rd. Operations	AR-0019	State Pool	8,350,356.17	7,749.16	0.00	0.00	0.00	7,749.16	8,358,105.33
11/01/08	Open	TT00-TX TERM General	AR-0022	State Pool	1,017.11	0.71	0.00	0.00	0.00	0.71	1,017.82
11/01/08	Open	TT02-TX TERM Toll Rd. Operation	AR-0024	State Pool	1,015.95	0.71	0.00	0.00	0.00	0.71	1,016.66
11/01/08	Open	TT04-TX TERM Road & Bridge	AR-0026	State Pool	1,014.10	0.71	0.00	0.00	0.00	0.71	1,014.81
11/01/08	Open	TT05-TX TERM Drainage	AR-0027	State Pool	336.44	0.23	0.00	0.00	0.00	0.23	336.67
11/10/08	Open	LOG1-Logic- General	AR-0028	State Pool	70,228,931.55	-49,947,636.06	0.00	0.00	0.00	52,363.94	20,281,295.49
11/10/08	Open	LOG2-Logic-Toll Rd.Operations	AR-0029	State Pool	1,026.40	0.92	0.00	0.00	0.00	0.92	1,027.32
11/10/08	Open	LOG5-Logic-Drainage	AR-0032	State Pool	1,020.01	0.92	0.00	0.00	0.00	0.92	1,020.93
11/10/08	Open	LOG8-Logic-Road & Bridge	AR-0035	State Pool	1,020.43	0.92	0.00	0.00	0.00	0.92	1,021.35
08/31/16	Open	MB12-MBIA ESD 100 AGREEMENT	AR-0041	State Pool	3,927,313.78	-2,996,834.27	0.00	0.00	0.00	3,165.73	930,479.51
08/31/16	Open	MB13-MBIA ASSISTANCE DIST #1	AR-0042	State Pool	12,076,699.72	-11,990,708.17	0.00	0.00	0.00	9,291.83	85,991.55
08/31/16	Open	MB14-MBIA GR PARKWAY OPERATIONS	AR-0043	State Pool	4,555,853.71	4,227.85	0.00	0.00	0.00	4,227.85	4,560,081.56
08/31/16	Open	MB15-FACILITIES BONDS 2016	AR-0044	State Pool	25,206,824.10	-24,982,953.98	0.00	0.00	0.00	17,046.02	223,870.12
08/31/16	Open	MB16-MOBILITY BONDS 2016	AR-0045	State Pool	16,174,123.10	-15,987,544.15	0.00	0.00	0.00	12,455.85	186,578.95
12/09/16	Open	MB17 - SR LIEN BOND 2016	AR-0046	State Pool	18,138,747.87	-17,988,672.72	0.00	0.00	0.00	11,327.28	150,075.15
State Pool Total					<u>221,919,910.29</u>	<u>-178,845,081.52</u>	<u>0.00</u>	<u>0.00</u>	<u>0.00</u>	<u>154,918.48</u>	<u>43,074,828.77</u>
Investment Total					<u>385,021,458.76</u>	<u>-13,628,665.50</u>	<u>0.00</u>	<u>0.00</u>	<u>0.00</u>	<u>320,759.12</u>	<u>371,392,440.66</u>

Interest Accrual
Ft. Bend County
Effective Interest - Actual Life
Receipts in Period
06/01/17 - 06/30/17

CUSIP	Invest Number	Security Description	Purchase Date	Sale Date	Yield Earned	Ending Par Val/Shares	Ending Amor Val/Cost	Purchased Interest	Int/Div Rec In the Perd	Int/Div Accrued In the Perd	PTD Purch Received	Int/Div Rec Purch/Date	Int/Div Accrued Purch/Date			
FFCB																
3133EGJX4	16-0004	FFCB 1.08 07/05/19	07/05/16	Open	1.0800	8,500,000.00	8,500,000.00	0.00	0.00	7,650.00	0.00	0.00	92,055.00			
FFCB Total						<u>1.0800</u>	<u>8,500,000.00</u>	<u>8,500,000.00</u>	<u>0.00</u>	<u>0.00</u>	<u>7,650.00</u>	<u>0.00</u>	<u>92,055.00</u>			
FHLMC																
3134G9H42	16-0002	FHLMC 0.70 12/29/17	06/30/16	Open	0.7000	10,000,000.00	10,000,000.00	0.00	0.00	5,833.33	0.00	0.00	70,194.44			
3137EAEA3	16-0001	FHLMC 0.75 04/09/18	06/29/16	Open	0.6790	6,000,000.00	6,003,274.64	0.00	0.00	3,750.00	0.00	0.00	45,250.00			
3134G9G76	16-0003	FHLMC 0.80 06/29/18	06/30/16	Open	0.8000	14,500,000.00	14,500,000.00	0.00	0.00	9,666.67	0.00	0.00	116,322.22			
FHLMC Total						<u>0.7434</u>	<u>30,500,000.00</u>	<u>30,503,274.64</u>	<u>0.00</u>	<u>0.00</u>	<u>19,250.00</u>	<u>0.00</u>	<u>231,766.66</u>			
Money Market																
Prosperity-Money Market Accts.			AR-0009	Money Market		11/30/03	Open	1.5569	289,314,337.25	289,314,337.25	0.00	165,840.64	0.00	0.00	25,899,444.47	0.00
Money Market Total								<u>1.5569</u>	<u>289,314,337.25</u>	<u>289,314,337.25</u>	<u>0.00</u>	<u>165,840.64</u>	<u>0.00</u>	<u>0.00</u>	<u>25,899,444.47</u>	<u>0.00</u>
State Pool																
MB02-MBIA General	AR-0015	State Pool	11/01/08	Open	1.1675	7,511,894.31	7,511,894.31	0.00	17,939.26	0.00	0.00	241,244.68	0.00			
MB03-MBIA Road & Bridge	AR-0016	State Pool	11/01/08	Open	1.2644	50,828.07	50,828.07	0.00	9,742.60	0.00	0.00	91,567.22	0.00			
MB04-MBIA Drainage	AR-0017	State Pool	11/01/08	Open	1.2537	729,173.17	729,173.17	0.00	9,603.84	0.00	0.00	86,501.08	0.00			
MB06-MBIA Toll Rd. Operations	AR-0019	State Pool	11/01/08	Open	1.1290	8,358,105.33	8,358,105.33	0.00	7,749.16	0.00	0.00	74,042.13	0.00			
TT00-TX TERM General	AR-0022	State Pool	11/01/08	Open	0.8493	1,017.82	1,017.82	0.00	0.71	0.00	0.00	21,402.59	0.00			
TT02-TX TERM Toll Rd. Operation	AR-0024	State Pool	11/01/08	Open	0.8503	1,016.66	1,016.66	0.00	0.71	0.00	0.00	17,946.56	0.00			
TT04-TX TERM Road & Bridge	AR-0026	State Pool	11/01/08	Open	0.8518	1,014.81	1,014.81	0.00	0.71	0.00	0.00	8,222.09	0.00			
TT05-TX TERM Drainage	AR-0027	State Pool	11/01/08	Open	0.8317	336.67	336.67	0.00	0.23	0.00	0.00	5,015.94	0.00			
LOG1-Logic- General	AR-0028	State Pool	11/10/08	Open	1.1197	20,281,295.49	20,281,295.49	0.00	52,363.94	0.00	0.00	330,301.07	0.00			
LOG2-Logic-Toll Rd.Operations	AR-0029	State Pool	11/10/08	Open	1.0905	1,027.32	1,027.32	0.00	0.92	0.00	0.00	62,358.40	0.00			
LOG5-Logic-Drainage	AR-0032	State Pool	11/10/08	Open	1.0973	1,020.93	1,020.93	0.00	0.92	0.00	0.00	3,264.70	0.00			
LOG8-Logic-Road & Bridge	AR-0035	State Pool	11/10/08	Open	1.0969	1,021.35	1,021.35	0.00	0.92	0.00	0.00	6,508.87	0.00			
MB12-MBIA ESD 100 AGREEMENT	AR-0041	State Pool	08/31/16	Open	1.2316	930,479.51	930,479.51	0.00	3,165.73	0.00	0.00	30,479.51	0.00			
MB13-MBIA ASSISTANCE DIST #1	AR-0042	State Pool	08/31/16	Open	1.2735	85,991.55	85,991.55	0.00	9,291.83	0.00	0.00	85,991.55	0.00			
MB14-MBIA GR PARKWAY OPERATIONS	AR-0043	State Pool	08/31/16	Open	1.1290	4,560,081.56	4,560,081.56	0.00	4,227.85	0.00	0.00	60,076.08	0.00			
MB15-FACILITIES BONDS 2016	AR-0044	State Pool	08/31/16	Open	1.1186	223,870.12	223,870.12	0.00	17,046.02	0.00	0.00	223,850.79	0.00			
MB16-MOBILITY BONDS 2016	AR-0045	State Pool	08/31/16	Open	1.2727	186,578.95	186,578.95	0.00	12,455.85	0.00	0.00	186,578.95	0.00			
MB17 - SR LIEN BOND 2016	AR-0046	State Pool	12/09/16	Open	1.2522	150,075.15	150,075.15	0.00	11,327.28	0.00	0.00	150,075.15	0.00			
State Pool Total						<u>1.1732</u>	<u>43,074,828.77</u>	<u>43,074,828.77</u>	<u>0.00</u>	<u>154,918.48</u>	<u>0.00</u>	<u>0.00</u>	<u>1,685,427.36</u>	<u>0.00</u>		
Investment Total						<u>1.2812</u>	<u>371,389,166.02</u>	<u>371,392,440.66</u>	<u>0.00</u>	<u>320,759.12</u>	<u>26,900.00</u>	<u>0.00</u>	<u>27,584,871.83</u>	<u>323,821.66</u>		

Premium/Discount Amortization

Ft. Bend County

Effective Interest - Actual Life

Receipts in Period

06/01/17 - 06/30/17

12

CUSIP	Invest Number	Security Description	Purchase Date	Amortiz Date	Yield Earned	Beginning Par Val/Shares	Beginning Unamor Val/Cost	Premium Discount	Ending Par Val/Shares	Ending Amor Val/Cost	Unamor Prem/Dscnt	Amortization In the Perd	Amortization Purch/Date			
FFCB																
3133EGJX4	16-0004	FFCB 1.08 07/05/19	07/05/16	07/05/19	1.0800	8,500,000.00	8,500,000.00	0.00	8,500,000.00	8,500,000.00	0.00	0.00	0.00			
FFCB Total						<u>1.0800</u>	<u>8,500,000.00</u>	<u>8,500,000.00</u>	<u>0.00</u>	<u>8,500,000.00</u>	<u>8,500,000.00</u>	<u>0.00</u>	<u>0.00</u>			
FHLMC																
3134G9H42	16-0002	FHLMC 0.70 12/29/17	06/30/16	12/29/17	0.7000	10,000,000.00	10,000,000.00	0.00	10,000,000.00	10,000,000.00	0.00	0.00	0.00			
3137EAEA3	16-0001	FHLMC 0.75 04/09/18	06/29/16	04/09/18	0.6790	6,000,000.00	6,007,505.28	-7,505.28	6,000,000.00	6,003,274.64	-3,274.64	-352.60	-4,230.64			
3134G9G76	16-0003	FHLMC 0.80 06/29/18	06/30/16	06/29/18	0.8000	14,500,000.00	14,500,000.00	0.00	14,500,000.00	14,500,000.00	0.00	0.00	0.00			
FHLMC Total						<u>0.7434</u>	<u>30,500,000.00</u>	<u>30,507,505.28</u>	<u>-7,505.28</u>	<u>30,500,000.00</u>	<u>30,503,274.64</u>	<u>-3,274.64</u>	<u>-352.60</u>			
Money Market																
Prosperity-Money Market Accts.			AR-0009	Money Market		11/30/03	Open	1.5569	124,097,921.23	124,097,921.23	0.00	289,314,337.25	289,314,337.25	0.00	0.00	0.00
Money Market Total								<u>1.5569</u>	<u>124,097,921.23</u>	<u>124,097,921.23</u>	<u>0.00</u>	<u>289,314,337.25</u>	<u>289,314,337.25</u>	<u>0.00</u>	<u>0.00</u>	<u>0.00</u>
State Pool																
MB02-MBIA General	AR-0015	State Pool	11/01/08	Open	1.1675	35,493,955.05	35,493,955.05	0.00	7,511,894.31	7,511,894.31	0.00	0.00	0.00			
MB03-MBIA Road & Bridge	AR-0016	State Pool	11/01/08	Open	1.2644	14,041,085.47	14,041,085.47	0.00	50,828.07	50,828.07	0.00	0.00	0.00			
MB04-MBIA Drainage	AR-0017	State Pool	11/01/08	Open	1.2537	13,719,569.33	13,719,569.33	0.00	729,173.17	729,173.17	0.00	0.00	0.00			
MB06-MBIA Toll Rd. Operations	AR-0019	State Pool	11/01/08	Open	1.1290	8,350,356.17	8,350,356.17	0.00	8,358,105.33	8,358,105.33	0.00	0.00	0.00			
TT00-TX TERM General	AR-0022	State Pool	11/01/08	Open	0.8493	1,017.11	1,017.11	0.00	1,017.82	1,017.82	0.00	0.00	0.00			
TT02-TX TERM Toll Rd. Operation	AR-0024	State Pool	11/01/08	Open	0.8503	1,015.95	1,015.95	0.00	1,016.66	1,016.66	0.00	0.00	0.00			
TT04-TX TERM Road & Bridge	AR-0026	State Pool	11/01/08	Open	0.8518	1,014.10	1,014.10	0.00	1,014.81	1,014.81	0.00	0.00	0.00			
TT05-TX TERM Drainage	AR-0027	State Pool	11/01/08	Open	0.8317	336.44	336.44	0.00	336.67	336.67	0.00	0.00	0.00			
LOG1-Logic- General	AR-0028	State Pool	11/10/08	Open	1.1197	70,228,931.55	70,228,931.55	0.00	20,281,295.49	20,281,295.49	0.00	0.00	0.00			
LOG2-Logic-Toll Rd.Operations	AR-0029	State Pool	11/10/08	Open	1.0905	1,026.40	1,026.40	0.00	1,027.32	1,027.32	0.00	0.00	0.00			
LOG5-Logic-Drainage	AR-0032	State Pool	11/10/08	Open	1.0973	1,020.01	1,020.01	0.00	1,020.93	1,020.93	0.00	0.00	0.00			
LOG8-Logic-Road & Bridge	AR-0035	State Pool	11/10/08	Open	1.0969	1,020.43	1,020.43	0.00	1,021.35	1,021.35	0.00	0.00	0.00			
MB12-MBIA ESD 100 AGREEMENT	AR-0041	State Pool	08/31/16	Open	1.2316	3,927,313.78	3,927,313.78	0.00	930,479.51	930,479.51	0.00	0.00	0.00			
MB13-MBIA ASSISTANCE DIST #1	AR-0042	State Pool	08/31/16	Open	1.2735	12,076,699.72	12,076,699.72	0.00	85,991.55	85,991.55	0.00	0.00	0.00			
MB14-MBIA GR PARKWAY OPERATIONS	AR-0043	State Pool	08/31/16	Open	1.1290	4,555,853.71	4,555,853.71	0.00	4,560,081.56	4,560,081.56	0.00	0.00	0.00			
MB15-FACILITIES BONDS 2016	AR-0044	State Pool	08/31/16	Open	1.1186	25,206,824.10	25,206,824.10	0.00	223,870.12	223,870.12	0.00	0.00	0.00			
MB16-MOBILITY BONDS 2016	AR-0045	State Pool	08/31/16	Open	1.2727	16,174,123.10	16,174,123.10	0.00	186,578.95	186,578.95	0.00	0.00	0.00			
MB17 - SR LIEN BOND 2016	AR-0046	State Pool	12/09/16	Open	1.2522	18,138,747.87	18,138,747.87	0.00	150,075.15	150,075.15	0.00	0.00	0.00			
State Pool Total						<u>1.1732</u>	<u>221,919,910.29</u>	<u>221,919,910.29</u>	<u>0.00</u>	<u>43,074,828.77</u>	<u>43,074,828.77</u>	<u>0.00</u>	<u>0.00</u>			
Investment Total						<u>1.2812</u>	<u>385,017,831.52</u>	<u>385,025,336.80</u>	<u>-7,505.28</u>	<u>371,389,166.02</u>	<u>371,392,440.66</u>	<u>-3,274.64</u>	<u>-352.60</u>			

Open Investments

Ft. Bend County

Effective Interest - Actual Life

Receipts in Period

06/30/17

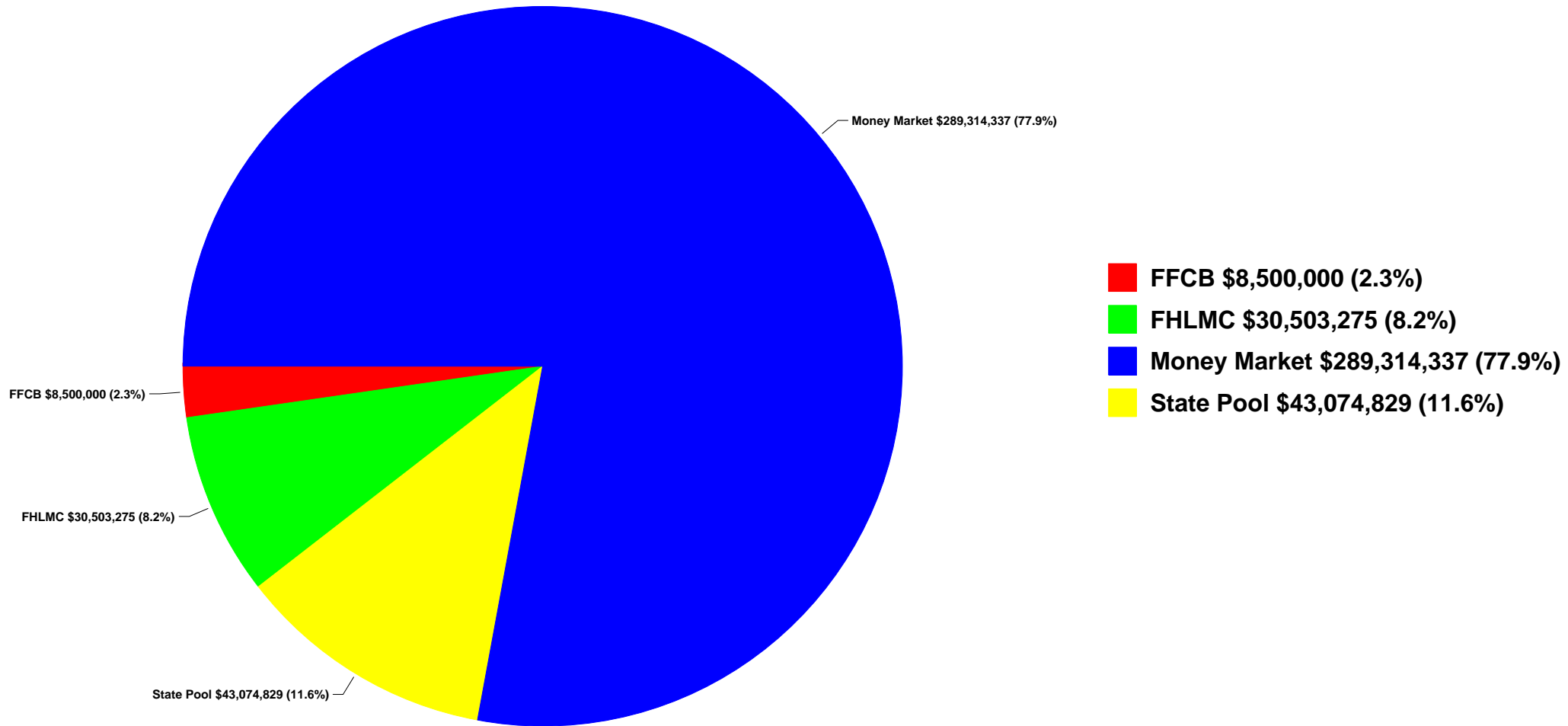
13

CUSIP	Invest Number	Security Description	Invest Class	Purchase Date	Call Date	Purchase Institut	SafeKeep Institut	Issuing Institut	Yield Matur	Yield Call	Original Unit Cost	Original Par Val/Shares	Original Princ/Cost	Orig Prem Discount	Ending Unit Price	Ending Par Val/Shares	Ending Amor Val/Cost	Unamor Prem/Dscnt
FFCB																		
3133BGTX4	16-0004	FFCB 1.08 07/05/19		07/05/16	Open	700	100	None	1.0800	1.0800	1.000000	8,500,000.00	8,500,000.00	0.00	1.000000	8,500,000.00	8,500,000.00	0.00
FFCB Total									<u>1.0800</u>	<u>1.0800</u>	<u>1.000000</u>	<u>8,500,000.00</u>	<u>8,500,000.00</u>	<u>0.00</u>	<u>1.000000</u>	<u>8,500,000.00</u>	<u>8,500,000.00</u>	<u>0.00</u>
FHLMC																		
3134G9H42	16-0002	FHLMC 0.70 12/29/17		06/30/16	Open	700	100	None	0.7000	0.7000	1.000000	10,000,000.00	10,000,000.00	0.00	1.000000	10,000,000.00	10,000,000.00	0.00
3137EAEA3	16-0001	FHLMC 0.75 04/09/18		06/29/16	Open	700	100	None	0.6790	0.6790	1.001251	6,000,000.00	6,007,505.28	-7,505.28	1.000546	6,000,000.00	6,003,274.64	-3,274.64
3134G9G76	16-0003	FHLMC 0.80 06/29/18		06/30/16	Open	1200	100	None	0.8000	0.8000	1.000000	14,500,000.00	14,500,000.00	0.00	1.000000	14,500,000.00	14,500,000.00	0.00
FHLMC Total									<u>0.7434</u>	<u>0.7434</u>	<u>1.000246</u>	<u>30,500,000.00</u>	<u>30,507,505.28</u>	<u>-7,505.28</u>	<u>1.000107</u>	<u>30,500,000.00</u>	<u>30,503,274.64</u>	<u>-3,274.64</u>
Money Market																		
Prosperity-Money Market Accts.	AR-0009	Money Market		11/30/03	Open	100	100	100	1.2250	1.2250	1.000000	12,505,577.66	12,505,577.66	0.00	1.000000	289,314,337.25	289,314,337.25	0.00
Money Market Total									<u>1.2250</u>	<u>1.2250</u>	<u>1.000000</u>	<u>12,505,577.66</u>	<u>12,505,577.66</u>	<u>0.00</u>	<u>1.000000</u>	<u>289,314,337.25</u>	<u>289,314,337.25</u>	<u>0.00</u>
State Pool																		
MB02-MBIA General	AR-0015	State Pool		11/01/08	Open	2000	2000	2000	1.1300	1.1300	1.000000	17,374,917.83	17,374,917.83	0.00	1.000000	7,511,894.31	7,511,894.31	0.00
MB03-MBIA Road & Bridge	AR-0016	State Pool		11/01/08	Open	2000	2000	2000	1.1300	1.1300	1.000000	2,856,438.24	2,856,438.24	0.00	1.000000	50,828.07	50,828.07	0.00
MB04-MBIA Drainage	AR-0017	State Pool		11/01/08	Open	2000	2000	2000	1.1300	1.1300	1.000000	1,267,218.21	1,267,218.21	0.00	1.000000	729,173.17	729,173.17	0.00
MB06-MBIA Toll Rd. Operations	AR-0019	State Pool		11/01/08	Open	2000	2000	2000	1.1300	1.1300	1.000000	3,143,377.27	3,143,377.27	0.00	1.000000	8,358,105.33	8,358,105.33	0.00
TT00-TX TERM General	AR-0022	State Pool		11/01/08	Open	2005	2005	2005	0.8500	0.8500	1.000000	10,006,437.87	10,006,437.87	0.00	1.000000	1,017.82	1,017.82	0.00
TT02-TX TERM Toll Rd. Operation	AR-0024	State Pool		11/01/08	Open	2005	2005	2005	0.8500	0.8500	0.000000	0.00	0.00	0.00	1.000000	1,016.66	1,016.66	0.00
TT04-TX TERM Road & Bridge	AR-0026	State Pool		11/01/08	Open	2005	2005	2005	0.8500	0.8500	1.000000	10,463.28	10,463.28	0.00	1.000000	1,014.81	1,014.81	0.00
TT05-TX TERM Drainage	AR-0027	State Pool		11/01/08	Open	2005	2005	2005	0.8500	0.8500	1.000000	109,774.61	109,774.61	0.00	1.000000	336.67	336.67	0.00
LOG1-Logic- General	AR-0028	State Pool		11/10/08	Open	200	200	200	1.1333	1.1333	1.000000	10,000,000.00	10,000,000.00	0.00	1.000000	20,281,295.49	20,281,295.49	0.00
LOG2-Logic-Toll Rd.Operations	AR-0029	State Pool		11/10/08	Open	200	200	200	1.1333	1.1333	1.000000	2,000,000.00	2,000,000.00	0.00	1.000000	1,027.32	1,027.32	0.00
LOG5-Logic-Drainage	AR-0032	State Pool		11/10/08	Open	200	200	200	1.1333	1.1333	1.000000	500,000.00	500,000.00	0.00	1.000000	1,020.93	1,020.93	0.00
LOG8-Logic-Road & Bridge	AR-0035	State Pool		11/10/08	Open	200	200	200	1.1333	1.1333	1.000000	1,000,000.00	1,000,000.00	0.00	1.000000	1,021.35	1,021.35	0.00
MB12-MBIA ESD 100 AGREEMENT	AR-0041	State Pool		08/31/16	Open	2000	2000	2000	1.1300	1.1300	1.000000	3,900,000.00	3,900,000.00	0.00	1.000000	930,479.51	930,479.51	0.00
MB13-MBIA ASSISTANCE DIST #1	AR-0042	State Pool		08/31/16	Open	2000	2000	2000	1.1300	1.1300	1.000000	10,000,000.00	10,000,000.00	0.00	1.000000	85,991.55	85,991.55	0.00
MB14-MBIA GR PARKWAY OPERATIONS	AR-0043	State Pool		08/31/16	Open	2000	2000	2000	1.1300	1.1300	1.000000	8,500,000.00	8,500,000.00	0.00	1.000000	4,560,081.56	4,560,081.56	0.00
MB15-FACILITIES BONDS 2016	AR-0044	State Pool		08/31/16	Open	2000	2000	2000	1.1300	1.1300	1.000000	30,000,000.00	30,000,000.00	0.00	1.000000	223,870.12	223,870.12	0.00
MB16-MOBILITY BONDS 2016	AR-0045	State Pool		08/31/16	Open	2000	2000	2000	1.1300	1.1300	1.000000	30,000,000.00	30,000,000.00	0.00	1.000000	186,578.95	186,578.95	0.00
MB17 - SR LIEN BOND 2016	AR-0046	State Pool		12/09/16	Open	2000	2000	2000	1.1300	1.1300	1.000000	35,000,000.00	35,000,000.00	0.00	1.000000	150,075.15	150,075.15	0.00
State Pool Total									<u>1.1315</u>	<u>1.1315</u>	<u>1.000000</u>	<u>165,668,627.31</u>	<u>165,668,627.31</u>	<u>0.00</u>	<u>1.000000</u>	<u>43,074,828.77</u>	<u>43,074,828.77</u>	<u>0.00</u>
Investment Total									<u>1.1707</u>	<u>1.1707</u>	<u>1.000035</u>	<u>217,174,204.97</u>	<u>217,181,710.25</u>	<u>-7,505.28</u>	<u>1.000009</u>	<u>371,389,166.02</u>	<u>371,392,440.66</u>	<u>-3,274.64</u>

Open Investments
Ft. Bend County
Effective Interest - Actual Life
Receipts in Period
06/30/17

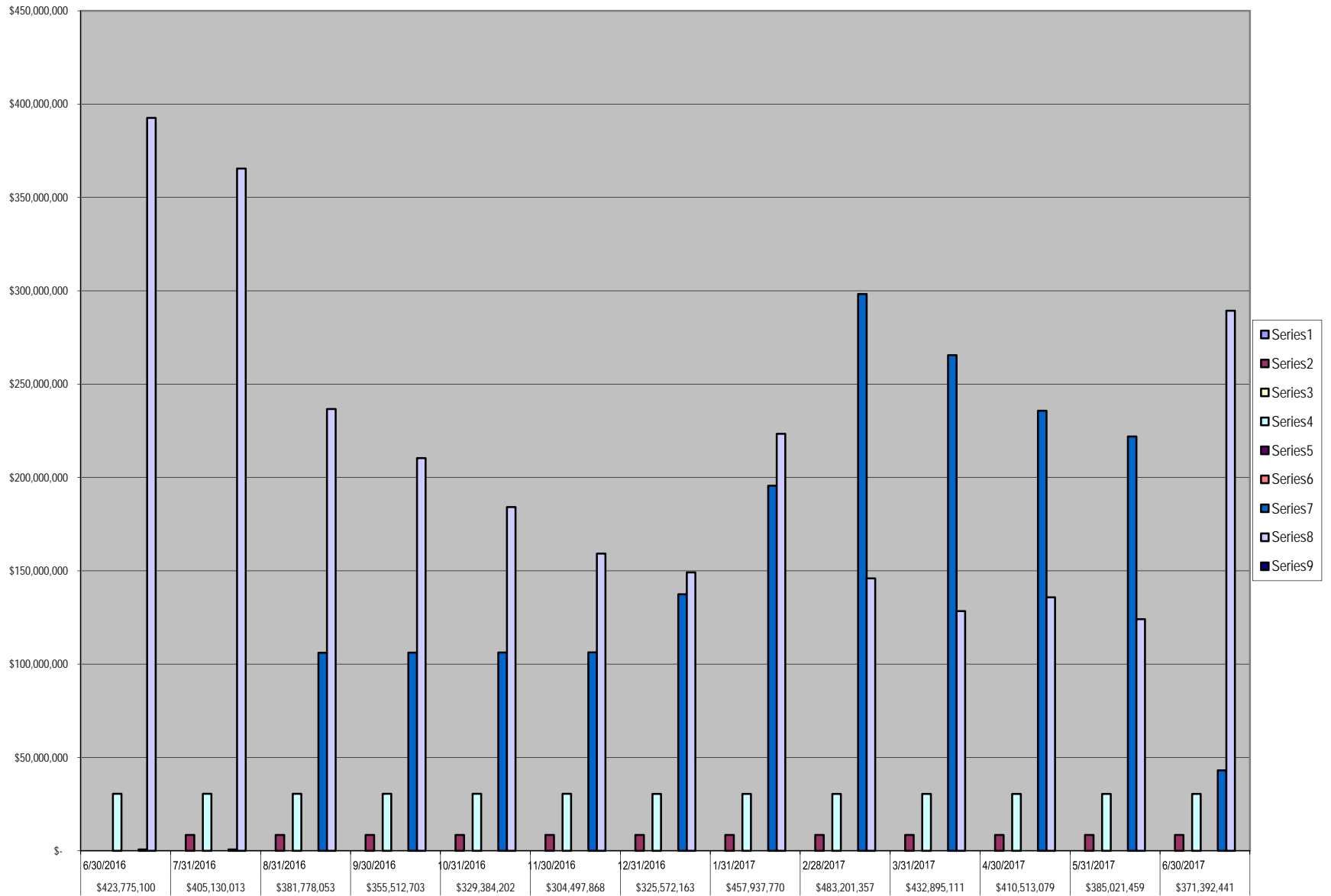
By Security

Open Investments \$371,392,441



FBC INVESTMENT TRAILING 12 MONTHS

Open Investments		FARMERS MAC DN	FFCB	FHLB	FHLMC	FNMA	FNMA DISCOUNT NOTE	State Pool	Prosperity Money Market	Prosperity - Invst. Acct.
\$ 423,775,100	6/30/2016	\$ -	\$ -	\$ -	\$ 30,507,482	\$ -	\$ -	\$ 687,266	\$ 392,580,351	\$ -
\$ 405,130,013	7/31/2016	\$ -	\$ 8,500,000	\$ -	\$ 30,507,135	\$ -	\$ -	\$ 687,638	\$ 365,435,240	\$ -
\$ 381,778,053	8/31/2016	\$ -	\$ 8,500,000	\$ -	\$ 30,506,787	\$ -	\$ -	\$ 106,090,584	\$ 236,680,683	\$ -
\$ 355,512,703	9/30/2016	\$ -	\$ 8,500,000	\$ -	\$ 30,506,440	\$ -	\$ -	\$ 106,157,420	\$ 210,348,843	\$ -
\$ 329,384,202	10/31/2016	\$ -	\$ 8,500,000	\$ -	\$ 30,506,440	\$ -	\$ -	\$ 106,231,840	\$ 184,144,857	\$ -
\$ 304,497,868	11/30/2016	\$ -	\$ 8,500,000	\$ -	\$ 30,505,738	\$ -	\$ -	\$ 106,304,648	\$ 159,187,483	\$ -
\$ 325,572,163	12/31/2016	\$ -	\$ 8,500,000	\$ -	\$ 30,505,386	\$ -	\$ -	\$ 137,401,990	\$ 149,164,787	\$ -
\$ 457,937,770	1/31/2017	\$ -	\$ 8,500,000	\$ -	\$ 30,505,035	\$ -	\$ -	\$ 195,548,001	\$ 223,384,734	\$ -
\$ 483,201,357	2/28/2017	\$ -	\$ 8,500,000	\$ -	\$ 30,504,684	\$ -	\$ -	\$ 298,250,107	\$ 145,946,566	\$ -
\$ 432,895,111	3/31/2017	\$ -	\$ 8,500,000	\$ -	\$ 30,504,332	\$ -	\$ -	\$ 265,491,332	\$ 128,399,447	\$ -
\$ 410,513,079	4/30/2017	\$ -	\$ 8,500,000	\$ -	\$ 30,503,980	\$ -	\$ -	\$ 235,712,333	\$ 135,796,767	\$ -
\$ 385,021,459	5/31/2017	\$ -	\$ 8,500,000	\$ -	\$ 30,503,627	\$ -	\$ -	\$ 221,919,910	\$ 124,097,921	\$ -
\$ 371,392,441	6/30/2017	\$ -	\$ 8,500,000	\$ -	\$ 30,503,275	\$ -	\$ -	\$ 43,074,829	\$ 289,314,337	\$ -



Wendt, Sandra

From: Laura Turner (111) <Laura.Turner@prosperitybankusa.com>
Sent: Friday, June 02, 2017 2:26 PM
To: Brogdon, Jennifer; Segura, Maria; Elster, Melissa; Schultz, Patsy; Wendt, Sandra
Subject: June Interest Rate

In accordance to the Depository bid, the variable interest rate for the month of June will reflect the change in the 91 day T-bill rate. The 91 day T-bill investment rate is 0.935%. Rate paid will be 1.2250% (0.935% + .29) on the General Fund and all other accounts.

Laura Turner 

Assistant Vice President

Lending Assistant

Prosperity Bank

Sugar Land Banking Center

14060 Southwest Freeway

Sugar Land, TX 77478

Phone: 281-269-7200

Direct: 281-269-7254

Fax: 281-269-7108

Email: laura.turner@prosperitybankusa.com

NYSE: PB

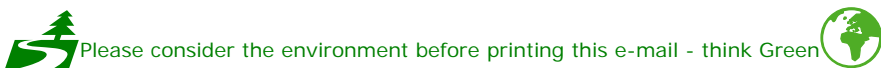
Handy information should the need arise.....

281-242-4762 Fastline

1.866.985.2273 To Activate & Pin your Debit Card

1.800.684.2132 Report your card Lost/Stolen ATM/Debit Card

1.800.531.1401 Customer Service Center Mon-->Fri. 7am-7pm & Sat. 9am-5pm (can also assist with debit card issues).



This transmission may contain information that is privileged, confidential and or exempt from disclosure under applicable law. If you are not the intended recipient, you are hereby notified that any disclosure, copying, distribution or use of the information contained herein (including any reliance thereon) is STRICTLY PROHIBITED. If you received this transmission in error, please immediately contact the sender and destroy the material in its entirety, whether in electronic or hard copy format. Thank you.



Daily Rates

June 2017

TXCLASS

Average Monthly Yield: 1.13%

Date	Dividend Rate	Annual Yield
01-Jun-17	0.000030095	1.10%
02-Jun-17	0.000030087	1.10%
03-Jun-17	0.000030087	1.10%
04-Jun-17	0.000030087	1.10%
05-Jun-17	0.000030523	1.12%
06-Jun-17	0.000030167	1.10%
07-Jun-17	0.000030318	1.11%
08-Jun-17	0.000030332	1.11%
09-Jun-17	0.000030712	1.12%
10-Jun-17	0.000030712	1.12%
11-Jun-17	0.000030712	1.12%
12-Jun-17	0.000030466	1.12%
13-Jun-17	0.000030542	1.12%
14-Jun-17	0.000030588	1.12%
15-Jun-17	0.000031031	1.14%
16-Jun-17	0.000030859	1.13%
17-Jun-17	0.000030859	1.13%
18-Jun-17	0.000030859	1.13%
19-Jun-17	0.000031007	1.13%
20-Jun-17	0.000031101	1.14%
21-Jun-17	0.000031266	1.14%
22-Jun-17	0.000031373	1.15%
23-Jun-17	0.000031405	1.15%
24-Jun-17	0.000031405	1.15%
25-Jun-17	0.000031405	1.15%
26-Jun-17	0.000031921	1.17%
27-Jun-17	0.000031921	1.17%
28-Jun-17	0.000031921	1.17%
29-Jun-17	0.000031921	1.17%
30-Jun-17	0.000031921	1.17%

Current Rates:

As of June 30, 2017

Current Yield¹	<u>0.92%</u>
One-Day Yield¹	<u>0.93%</u>
Allocation Factor¹	<u>0.000025585</u>

Historical Rates

Monthly Distribution Yields²

	<u>2008</u>	<u>2009</u>	<u>2010</u>	<u>2011</u>	<u>2012</u>	<u>2013</u>	<u>2014</u>	<u>2015</u>	<u>2016</u>	<u>2017</u>
January	4.27%	1.14%	0.17%	0.14%	0.08%	0.12%	0.04%	0.07%	0.35%	0.58%
February	3.57%	0.83%	0.17%	0.17%	0.10%	0.10%	0.04%	0.08%	0.39%	0.59%
March	2.98%	0.74%	0.18%	0.14%	0.10%	0.10%	0.04%	0.09%	0.41%	0.66%
April	2.51%	0.63%	0.19%	0.10%	0.10%	0.08%	0.04%	0.09%	0.42%	0.75%
May	2.36%	0.55%	0.19%	0.09%	0.12%	0.08%	0.04%	0.09%	0.43%	0.76%
June	2.26%	0.50%	0.21%	0.09%	0.13%	0.05%	0.04%	0.09%	0.44%	0.85%
July	2.29%	0.42%	0.23%	0.06%	0.13%	0.05%	0.05%	0.10%	0.45%	
August	2.39%	0.41%	0.24%	0.08%	0.13%	0.05%	0.06%	0.11%	0.47%	
September	2.38%	0.37%	0.21%	0.07%	0.13%	0.05%	0.06%	0.13%	0.50%	
October	2.65%	0.27%	0.19%	0.07%	0.13%	0.04%	0.06%	0.15%	0.47%	
November	2.13%	0.26%	0.17%	0.08%	0.13%	0.04%	0.06%	0.15%	0.45%	
December	1.79%	0.23%	0.15%	0.11%	0.13%	0.04%	0.07%	0.23%	0.50%	

**Call Toll-Free
1-866-TEX-TERM**

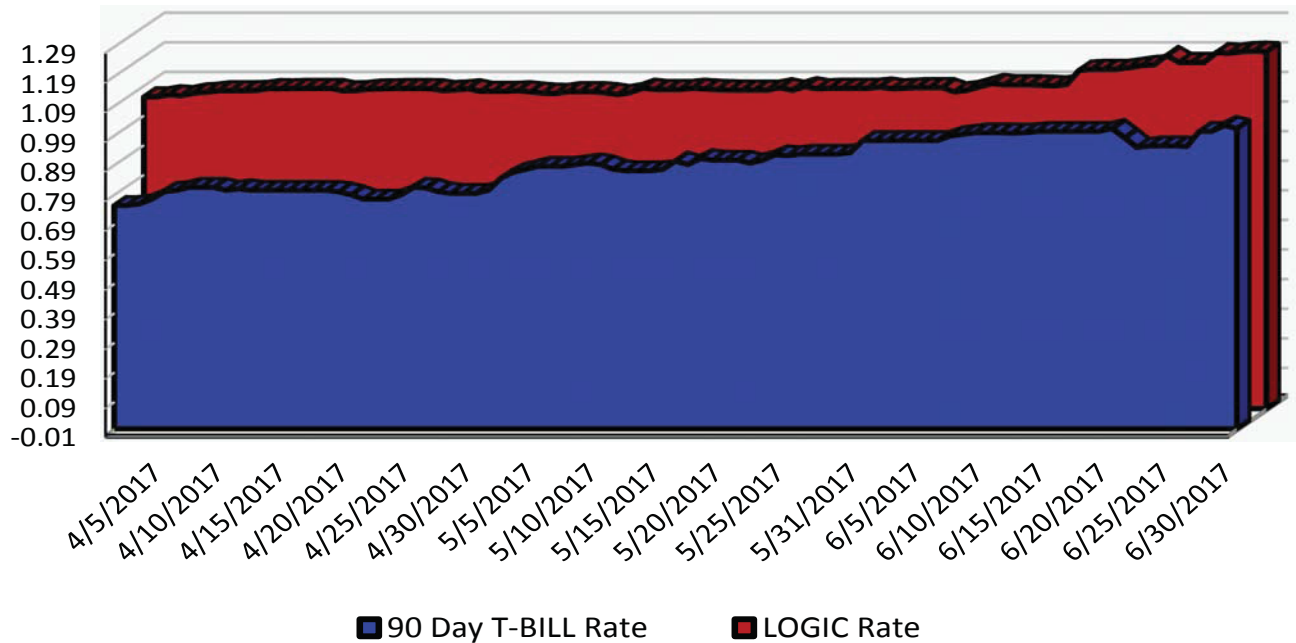
Past performance is not indicative of future results and yields may vary.

(1) The current yield, which is also known as the current annualized yield or current seven-day yield, represents the net change, exclusive of capital changes and income other than investment income, in the value of a hypothetical account with a balance of one share (normally \$1.00 per share) over a seven-day base period expressed as a percentage of the value of one share at the beginning of the seven-day period. This resulting net change in account value is then annualized by multiplying it by 365 and dividing the result by 7. The yields shown may reflect fee waivers by service providers that subsidize and reduce the total operating expenses of the TexasDAAILY portfolio. Portfolio yields would be lower if there were no such waivers. The allocation factor represents the daily net income dividend declared by the TexasDAAILY portfolio divided by the portfolio's daily net assets. The one-day yield represents the allocation factor of the TexasDAAILY portfolio divided by the daily net asset value per share (normally \$1.00) multiplied by 365. Unlike the current yield—which excludes capital changes and income other than investment income—the allocation factor and one-day yield are inclusive of capital changes and any income other than investment income.

(2) The monthly distribution yield represents the sum of a month's one-day allocation factors divided by the number of days in that month, and multiplied by 365. The yields shown may reflect fee waivers by service providers that subsidize and reduce the total operating expenses of the TexasDAAILY portfolio. Portfolio yields would be lower if there were no such waivers.

*This information is for institutional investor use only, not for further distribution to retail investors, and does not represent an offer to sell or a solicitation of an offer to buy or sell any fund or other security. Investors should consider the Pool's investment objectives, risks, charges and expenses before investing. This and other information about the Pool is available in the Pool's Information Statement, which should be read carefully before investing. A copy of the Pool's Information Statement may be obtained by calling 1-866-839-8376 or is available on the Pool's website at www.texasterm.net. While TexasDAAILY seeks to maintain a stable net asset value of \$1.00 per share and TexasTERM seeks to achieve a net asset value of \$1.00 per share at its stated maturity, it is possible to lose money investing in the Pool. An investment in the Pool is not insured or guaranteed by the Federal Deposit Insurance Corporation or any other government agency. Shares of the Pool are distributed by **PFM Fund Distributors, Inc.**, member Financial Industry Regulatory Authority (FINRA) (www.finra.org) and Securities Investor Protection Corporation (SIPC) (www.sipc.org). PFM Fund Distributors, Inc. is a wholly owned subsidiary of PFM Asset Management LLC.*

LOGIC versus 90-Day Treasury Bill



This material is for information purposes only. This information does not represent an offer to buy or sell a security. The above rate information is obtained from sources that are believed to be reliable; however, its accuracy or completeness June be subject to change. The LOGIC management fee be waived in full or in part at the discretion of the LOGIC co-administrators and the LOGIC rate for the period shown reflects waiver of fees. This table represents historical investment performance/return to the customer, net of fees, and is not an indication of future performance. An investment in the security is not insured or guaranteed by the Federal Deposit Insurance Corporation or any other government agency. Although the issuer seeks to preserve the value of an investment at \$1.00 per share, it is possible to lose money by investing in the security. Information about these and other program details are in the fund's Information Statement which should be read carefully before investing. The yield on the 90-Day Treasury Bill ("T-Bill Yield") is shown for comparative purposes only. When comparing the investment returns of the LOGIC pool to the T-Bill Yield, you should know that the LOGIC pool consist of allocations of specific diversified securities as detailed in the respective Information Statements. The T-Bill Yield is taken from Bloomberg Finance L.P. and represents the daily closing yield on the then current 90-day T-Bill.

Daily Summary for June 2017

Date	Mny Mkt Fund Equiv. [SEC Std.]	Daily Allocation Factor	LOGIC Invested Balance	Market Value Per Share	WAM Days (1)*	WAM Days (2)*
6/1/2017	1.0825%	0.000029657	\$6,265,213,349.60	1.000258	23	69
6/2/2017	1.0844%	0.000029709	\$6,251,352,736.55	1.000231	24	73
6/3/2017	1.0844%	0.000029709	\$6,251,352,736.55	1.000231	24	73
6/4/2017	1.0844%	0.000029709	\$6,251,352,736.55	1.000231	24	73
6/5/2017	1.0696%	0.000029305	\$6,256,485,316.97	1.000249	25	76
6/6/2017	1.0750%	0.000029452	\$6,243,890,090.80	1.000250	25	76
6/7/2017	1.0868%	0.000029775	\$6,231,270,860.62	1.000262	28	80
6/8/2017	1.0983%	0.000030090	\$6,207,245,636.68	1.000282	29	81
6/9/2017	1.0938%	0.000029966	\$6,226,477,469.99	1.000224	27	79
6/10/2017	1.0938%	0.000029966	\$6,226,477,469.99	1.000224	27	79
6/11/2017	1.0938%	0.000029966	\$6,226,477,469.99	1.000224	27	79
6/12/2017	1.0922%	0.000029923	\$6,226,328,855.01	1.000259	26	78
6/13/2017	1.0903%	0.000029870	\$6,261,226,920.78	1.000243	26	76
6/14/2017	1.0954%	0.000030012	\$6,267,284,237.15	1.000240	26	76
6/15/2017	1.1432%	0.000031321	\$6,162,924,854.19	1.000223	27	79
6/16/2017	1.1460%	0.000031396	\$6,153,908,007.97	1.000146	26	77
6/17/2017	1.1460%	0.000031396	\$6,153,908,007.97	1.000146	26	77
6/18/2017	1.1460%	0.000031396	\$6,153,908,007.97	1.000146	26	77
6/19/2017	1.1517%	0.000031554	\$6,151,042,734.47	1.000182	25	76
6/20/2017	1.1583%	0.000031734	\$6,139,140,469.86	1.000163	25	75
6/21/2017	1.1617%	0.000031828	\$6,166,565,892.74	1.000162	24	74
6/22/2017	1.1928%	0.000032679	\$6,149,365,721.81	1.000159	23	74
6/23/2017	1.1694%	0.000032039	\$6,036,681,476.13	1.000129	22	72
6/24/2017	1.1694%	0.000032039	\$6,036,681,476.13	1.000129	22	72
6/25/2017	1.1694%	0.000032039	\$6,036,681,476.13	1.000129	22	72
6/26/2017	1.2027%	0.000032951	\$6,057,820,481.84	1.000172	22	71
6/27/2017	1.2000%	0.000032876	\$6,068,092,945.90	1.000156	23	72
6/28/2017	1.2058%	0.000033035	\$6,013,957,447.83	1.000159	24	73
6/29/2017	1.2074%	0.000033079	\$5,912,330,102.28	1.000157	23	73
6/30/2017	1.2057%	0.000033032	\$5,904,028,106.60	1.000122	24	71
Average	1.1333%	0.000031050	\$6,156,315,769.90		25	75

Prosperity Bank
Money Market Accounts
June 30, 2017

FUND	DESCRIPTION	BEGINNING BALANCE	DEPOSITS	WITH- DRAWALS	INTEREST	ENDING BALANCE
100	General Operating	27,555,247.80	102,780,734.05	31,732,052.10	49,555.96	98,653,485.71
150	Juvenile Operations	8,505,282.90	16,873.84	1,052,873.42	8,100.13	7,477,383.45
155	Road & Bridge	1,195,677.94	14,891,366.15	1,640,274.68	4,386.76	14,451,156.17
160	Drainage District	970,463.55	13,047,975.48	681,060.50	4,103.92	13,341,482.45
165	Lateral Road	808,874.49	-	-	814.41	809,688.90
170	Statue Restoration	4,336.81	-	-	4.37	4,341.18
175	City Water Assistance	25,671.05	241.13	163.81	25.99	25,774.36
185	Entex Contributions	4.40	-	-	-	4.40
190	H L & P Assistance	91,735.85	-	521.05	92.08	91,306.88
195	County Law Library	1,207,704.77	35,478.73	23,434.05	1,223.59	1,220,973.04
200	Law Enforcement Academy	478,040.25	11,200.00	12,833.70	477.99	476,884.54
360	Law Enforcement Training	175,026.69	85.00	500.00	176.11	174,787.80
215	Library Donations	148,612.68	248.06	2,361.16	148.65	146,648.23
225	FBC Asset Forfeiture-Task-State	677,625.36	28,177.38	217,394.49	527.18	488,935.43
235	Probate Court Training	97,391.69	955.00	-	98.38	98,445.07
245	Alert Program-Juvenile	51,960.92	-	-	52.32	52,013.24
255	D A Asset Forfeiture-Fed.	52.10	-	-	0.05	52.15
265	Gus George Memorial	4,726.66	-	-	4.76	4,731.42
275	D A Special Fund Run	18,009.51	-	-	18.13	18,027.64
280	Co.Atty.Supplemental Salary	191,262.38	-	5,477.18	189.92	185,975.12
290	VIT Interest (Tax Coll)	10,527.20	926.20	-	11.50	11,464.90
300	FBC Elections	778,463.98	5,555.10	24,394.63	776.79	760,401.24
305	FBC Asset Forfeiture-Task-Fed.	11,371.80	-	1,221.00	11.01	10,161.81
310	Sheriff Ofc/Forfeiture-Assets-St.	457,614.37	105,739.38	9,529.61	521.94	554,346.08
315	Sheriff Ofc/Forfeiture-Assets-Fed.	273,569.56	7,689.91	3,996.00	280.06	277,543.53
320	Constable Pct. 2 F/A	2,352.07	-	2,330.00	0.57	22.64
335	DA Asset Forfeiture-State	298,388.24	-	18,680.35	293.67	280,001.56
810	Toll Road Operations	17,901,616.71	42,270.68	17,283.54	18,039.17	17,944,643.02
390	Child Protective Service IV-E	22,452.75	100,185.00	43,566.84	42.09	79,113.00
402	Hope 3 Program Sales	5,509.25	-	-	5.55	5,514.80
410	Child Support IVD Reimb.	253,548.92	1,612.57	-	255.72	255,417.21
415	Local Law Enf.Block Grant	30,440.87	-	1,666.33	30.13	28,804.67

Prosperity Bank
Money Market Accounts
June 30, 2017

440	Supervision	2,201,845.17	1,255,264.28	668,286.58	2,794.62	2,791,617.49
205	Surface Water Supply Corp.	7,838.05	-	-	7.89	7,845.94
TREA	Treasurer's Account	294,153.76	5,359,805.89	2,439,772.76	337.12	3,214,524.01
INVE	FBC Investment Account	-	93,000.00	-	6.24	93,006.24
850M	Boon-Chapman Medical	1,321,090.90	2,004,477.69	2,368,687.40	1,574.47	958,455.66
850D	Boon-Chapman Dental	1,125,059.10	83.73	172,391.67	1,042.44	953,793.60
882	Boon-Chapman 125	45,492.68	57,124.08	48,067.67	46.64	54,595.73
884	Fee Officer's Account	1,414,823.16	1,930,420.70	1,829,532.08	-	1,515,711.78
912	JP Credit Card Processing	77,167.62	287,637.50	301,285.57	79.83	63,599.38
908	EMS Credit Card Processing	15,497.27	10,981.19	16,823.63	7.61	9,662.44
600/605	Debt Service Account	16,075,122.98	555,981.80	10,000.00	16,655.30	16,637,760.08
GAS	FBC Fuel Account (Susser)	20.10	183,441.25	183,461.35	6.16	6.16
332	Fire Marshal St. Ass't. Forfeiture	661.01	-	-	0.67	661.68
JE04	JP #4 E-Filing	788.38	3,995.25	4,267.63	0.95	516.95
DACC	D A Credit Card Processing	1.87	2,262.18	2,087.97	0.63	176.71
PTCC	Public Transportation Credit Cards	276.44	1,488.50	1,587.84	0.28	177.38
CSCC	CSCD Credit Card	90,593.76	118,802.23	108,830.10	87.36	100,653.25
LBCC	Library Credit Card	1,022.69	14,577.91	15,078.94	2.62	524.28
JUCC	Juvenile Credit Card	333.05	2,692.00	2,703.15	0.76	322.66
815	Grand Pkwy Toll Road Ops	6,991,104.33	117,400.30	21,244.12	7,114.23	7,094,374.74
145	Emergency Svc Dist 100	417,697.70	3,000,000.00	2,532.63	922.03	3,416,087.10
130	Assistant Dist Number 1	3,642,092.41	12,264,270.02	1,500.00	5,874.70	15,910,737.13
131	Assistant Dist Number 2	1,819,999.08	47,443.39	2,200.00	1,865.79	1,867,108.26
133	Assistant Dist Number 4	631,802.03	17,378.53	425.00	648.63	649,404.19
134	Assistant Dist Number 5	136,536.90	2,921.96	425.00	139.30	139,173.16
805	Grand Pkwy Toll RD Rev Bond	4,308,212.52	-	351,859.25	4,268.14	3,960,621.41
206	Industrial Development Corp	124,822.36	-	-	125.68	124,948.04
135	Assistant Dist Number 6	2,160,728.22	113,894.16	5,838.45	2,256.41	2,271,040.34
CCCS	Non Fee Officer CC Clearing Acct	136,929.63	53,875.66	136,929.63	121.67	53,997.33
801	Sr. Lien Toll Rd Rev Bonds 2014	1,492,456.40	-	248,178.69	1,439.41	1,245,717.12
802	Sr. Lien Toll Rd Rev Bonds 2016	5,485,217.80	38,000,000.00	25,148,146.27	9,593.40	18,346,664.93
JPMT	Juror Payments	15,339.62	17,096.78	25,152.40	15.45	7,299.45
	Engineering Permitting E-Check	6,064.38	1,380.00	4.38	7.12	7,447.12

Prosperity Bank
Money Market Accounts
June 30, 2017

207	FBC Historical Commission	-	-	-	-	-
208	East FBC Development	-	-	-	-	-
742	Facilities Bonds 2016	3,661,887.99	25,000,000.00	2,462,677.14	7,401.11	26,206,611.96
744	Mobility Bonds 2016	4,368,314.50	16,464,660.61	934,556.45	7,329.10	19,905,747.76
748	Mobility Bonds 2017	3,769,883.17	-	-	3,795.70	3,773,678.87
JE11	JP 1-1 E-Filing	201.08	1,895.50	1,940.58	0.46	156.46
JE12	JP 1-2 E-Filing	1,040.08	1,606.00	2,646.08	0.39	0.39
JE02	JP 2 E-Filing	1,433.30	2,281.00	3,612.30	0.65	102.65
JE03	JP 3 E-Filing	806.22	3,233.50	3,764.72	0.78	275.78
	Total	124,097,921.23	238,068,687.25	73,018,111.87	165,840.64	289,314,337.25